

HINGES and TONGS

an RPA newsletter

Rochester Philatelic Association, Inc.
FOUNDED 1913 July/August 1991

Meetings held the second and fourth Thursdays, Sept. through June, at St. Pauls' Episcopal Church, East Ave. at Vick Park B. Starts at 8pm.

NEW RPA SEMINARS BEGIN

<u>DATE</u>	<u>SUBJECT</u>	<u>SPEAKER</u>
9/12/91	Introduction, Questions, Needs	Moriarty
9/26	How to start an exhibit.	Watson
10/10	What is needed on the title page.	Stone
10/24	Outline	Triggle
11/14	Page Arrangement	Armstrong
12/12	Covers	Orton
1/9/92	APS Judging Criteria vs Local Shows	Triggle
1/23	ATA Judging Criteria vs Local Shows	Moriarty
2/13	Youth Exhibits	?
2/27	Summary - one frame exhibit (8 pages)	Moriarty


The above sessions will start at 7:00 PM and last 45 minutes.

If the above sessions are successful and there is a desire to continue covering topics of concern additional sessions, with subject related speakers, will be held on 3/12/92, 4/9, 5/14, 5/28, 6/11 and 6/25/92.

So that you will direct your questions to cover specifics it is suggested you think about a specific topic, stamp, covers, stationery post marks, etc. that you might consider for a one

frame exhibit.

If you have never exhibited before, are a novice exhibitor or are an old hand at exhibiting we wish you would attend the sessions to learn and/or give advice to the would be exhibitor. Our aim is to encourage you to exhibit and to show you the steps to be taken for successful exhibiting.


Larry Moriarty, President

RPA PROGRAMS FOR 1991-1992

<u>1991</u>			
SEP. 12	SHOW & TELL	What have you been doing this summer? What are your collecting interests? Bring donations for future door prizes.	Silent Auction
SEP. 26	SLIDE SHOW	<u>First Day Cover Collecting, A Primer</u> C. Patterson Discussion will follow slide show	Silent Auction
OCT. 10	LIVE AUCTION	Bring your five lots for the auction - 10% from the seller goes to the Club Treasury.	
OCT. 24	SLIDE SHOW	<u>The 6.3 Story</u> by Les Lebo	Silent Auction
NOV. 14	QUIZ	Ray Stone's SUPER Quiz KILOWARE - bring your extras	Silent Auction
NOV. 28	<u>NO MEETING</u>	<u>NO MEETING</u>	
DEC. 12	LIVE AUCTION	WARREN STEVENS' PHILATELIC ASSORTMENTS Larry Moriarty, auctioneer Bring a wrapped philatelic item under \$2.00 value for Christmas Grab Bag Swap - He Who Brings - Takes!	
DEC. 17	KODAK	An invite to the Kodak Stamp Clubs annual Christmas Party Kodak Park Bulding 28 in room 113 ..KILOWARE	
DEC. 26	<u>NO MEETING</u>	<u>NO MEETING</u>	
<u>1992</u>			
JAN. 9	BOB & ELLIE	Talk and panel discussion on MERCHANDIZING & AUCTIONS	SILENT AUCTION
JAN. 23	SLIDE SHOW	<u>Turberculosis</u> , ATA Slide Show (unconfirmed)	
	LIVE AUCTION	John Kellas, auctioneer	
FEB. 13	OPEN	Kiloware Night	SILENT AUCTION
FEB. 27	SLIDE SHOW	<u>The APS Story</u>	SILENT AUCTION
MAR. 12	ANNUAL ONE FRAME EXHIBIT COMPETITION	<u>demonstration on handling frames for set-up</u> One eight-page frame for competition: have another eight pages ready in case you win a frame at ROPEX.	SILENT AUCTION
MAR. 26	ROPEX	<u>NO MEETING AT CHURCH</u> Set up at Holiday Inn	
APR. 9	TALK	John Hotchner, AAPE ROPEX Critique	SILENT AUCTION
APR. 23	<u>NO MEETING</u>	<u>NO MEETING</u>	
MAY 14	TALK	Norm Wright on computerizing your inventory (flexible)	SILENT AUCTION
MAY 28	TALK	Ada Prill, slides of artwork on stamp borders (flexible)	SILENT AUCTION
JUN. 11	ANNUAL BUSINESS MEETING AND ELECTION OF OFFICERS		SILENT AUCTION
JUN. 25	KILOWARE AND STRAWBERRIES		<u>NO SILENT AUCTION</u>

NEW LIFE MEMBERS HONORED

At the Annual Banquet and Auction, June 8th, two new life members were honored for twenty five years of RPA affiliation. They are Ernst J. Riedle of Mendon, NY and Raymond M. Stone of Irondequoit. Ray is our resident philatelic clerk at the GMF.

CONGRATULATIONS !!!
to both LIFErs.

NEW ISSUES

The 29¢ Flower stamp, coil version will be released from the Rochester GMF on Jefferson Rd. August 16 no formal ceremony will take place. The frame committee plans on servicing some FDC's.

A 30¢ postal card will be released at Niagara Falls on August 21. The 30¢ is the postcard rate to Canada and Mexico. The Frame committee has designed a rubber stamp cachet for this issue. No formal First Day ceremony is planned by the USPS for this issue.

UPDATE

Warren C. Stevens has settled into his new living quarters and is adjusting well. He would like to hear from all his old friends. You can send your cards and letters to:

Warren C. Stevens
Arbor Hill Living Center
1175 Monroe Ave.
Rochester, N.Y. 14620

FRAMES

The replacement Plexiglass, 12 sheets, has been received from Ontario Design and replaced the broken plexi. This will give us a half dozen extra sheets to have on hand in case of future problems. A design is being looked at for replacing the top screws so that set-up will be quicker. This design will have an awl shaped tip which will aid in lining up the two parts to be fastened together.

WATCH OUT

Watch out for some far-out investment advice from Alan Shawn Feinstein's, The Wealth Maker (claimed readership, over 400,000; cost \$9.50 for a two year subscription). Mostly it's feeble stuff he's peddling, such as a T bill fund or, to raise quick cash, hold a yard sale. The newsletter comes with free gifts like a "stress biofeedback card," and even phone-in privileges to ask financial advice.

But what Feinstein really sells is an endless series of collectibles. He's currently flogging a stamp series from the West African nation of Sierra Leone. One of the stamps features a face-like rock formation on the surface of Mars. Each set of 37 costs \$135; Feinstein quotes a former science advisor to CBS as saying that these sets "should be worth \$10,000 to \$25,000 apiece!"

The U.S. postal inspectors have received thousands of inquiries and complaints about Feinstein over the years, mostly alleging that his newsletter package is worthless. Feinstein says he's "completely shocked" by the volume of complaints and that he stands by his product with a one-year money-back guarantee.

FORBES June 10, 1991

"NINA"

Artist Al Hirschfeld's fans can find "NINA" on a stamp.

Fans of famed caricaturist Al Hirschfeld, who is widely known for hiding his daughter's name, "NINA," in his drawings, now have an opportunity to look for the name in a recent issuance of commemorative stamps. The Hirschfeld drawings are included in the new series of 29-cent stamps featuring **Bud Abbott and Lou Costello, Jack Benny, Edgar Bergen and Charlie McCarthy, Fanny Brice and Stan Laurel and Oliver Hardy**. Even though the stamps will not include the 88-year-old artist's signature with its clue for the number of "NINAs" in the drawing, Postmaster General Anthony Frank said, "We felt that 'NINA' has become such a distinctive elements in Al Hirschfeld's art that our stamp designs would not be true Hirschfelds without them."

Compiled from the reports by The Associated Press, Gannett News Service and The Washington Post.

Do it Yourself Cachet Making


By L.Kelly Armstrong, Jr.

At ROPEX 91, the annual stamp show of the Rochester Philatelic Association, Rick Kase and myself, both members of Central New York First Day Cover Society, Chapter 53 of the AFDCS, put on this event.

People in attendance seemed so happy with our information and efforts that I thought I would share that information in this article with more collectors.

The purpose of this article is to share some ideas on "do it yourself" cachet making. This is for the collector who is serious and wants to have fun at the same time. It is not for the person seeking an easy profit only.


In order to start, you need to pick a topic that interests you. The best way to start is with a stamp topic itself. This can be for first day covers, unofficial first day covers, special event cancels or any other cancels of interest to you. Remember, use your imagination! The idea of do it yourself is to please yourself.



EXAMPLE 1

Next is to get an envelope or paper to work on. I prefer to make my own. Unfold a standard size envelope and make a template from Plexiglass (may be hard to cut without the proper equipment) or use heavy

cardboard. Use this to trace the folded out envelope onto the paper. Use a glue stick to glue it together. I use paper with a high rag content with little or no texture. You can find this paper in some office supply stores. Five hundred sheet packages are under \$10.




EXAMPLE 2

The next thing is how to get an image on to the blank envelopes. This can be done from simple methods to very complex ones. These consist of freehand drawing, freehand and a light box (tracing) (see examples 1 and 2), clip art, illustrations using a copy machine (see example 3, somewhat modified from the original) or stickers.

Next is where to find sources for your ideas. The cachet should relate with the postage stamp topic. The idea is to enhance your cover and postage stamp, not overwhelm it. The public library near you can offer a wealth of information. The art and graphic arts departments in particular. Many childrens books also offer a wealth of ideas. The more research you do, the better the results. Again, the topic of the stamp can offer you many ideas. Your imagination is God given, use it! some of these books should be copied for future references. Graphics books can also be purchased from

book stores, and college book stores. Keep copyrighted artwork in mind as it pertains to the law. When doing cachets for yourself or to be given to friends using copyrighted artwork there should be no problems. However, if you consider doing any cachets for sale, be sure your ideas are original enough to avoid any problems.


OK, so now you have a nice cachet with no color. Most philatelic judges would prefer it this way. Fortunately, we are not restricted in our thinking, so lets proceed. There are many medium types that can be used (not the type that use crystal balls, though). My favorites are colored pencils, water colors and felt tip markers. You may want to use a marker affixitive on your water colors and marker cachets so the colors do not run. Cans can be found in art stores and are reasonable in price.



EXAMPLE 3

One other concept that can be fun are combo covers. Basically this involves using similar theme stamps along with the main topic stamp, along with the cachet to tie it all together (see example 4). When the coal car stamp was issued, I used a plate number strip of five with the 2¢ locomotive in the front and the 11¢ caboose following last to make a train going around a hand drawn track. Older issue stamps can also add to the combo. Your friendly stamp dealers can be of invaluable help along these lines.

Do not limit your ideas to just envelopes. Postcards, greeting cards and other things can be canceled too. When first day of issue cities are nearby, Rick Kase has been known to cancel just about anything. How about a tongue depressor for the Dr. Harvey Cushing issue, or animal cracker boxes for the Carousel Animals, model railroad cars, or even a wooden tulip for the 29¢ denominated stamp!



EXAMPLE 4

- (1) To summarize all of this information- Pick a topic of interest to you.
- (2) Make a template, use high content rag paper and make your own envelopes.
- (3) Draw by hand, light table, clip art, copier or stickers.
- (4) The more research you do, the better the job.
- (5) Use the type of medium you are most comfortable with.
- (6) Combo covers can make very interesting covers.

Above all, cachet making should be done for fun!

PHILATELIC PRODUCTS REMOVED FROM SALE

In pursuing expanded revenue goals anticipated for Fiscal Years (FYs) 1992-95, the Philatelic and Retail Services Department will supply the field with a broader, more appealing array of stamp products that should sell out within 2 years of their appearance.

To make way for these products, and to keep product lines more current, some older products will be removed from sale at the end of FY 1991 (see list below). This withdrawal notification was originally made in a February memorandum to field division general managers/postmasters to allow field installations adequate time to develop local promotions for these items to maximize sales and help achieve revenue goals.

Other anticipated benefits of the product removal program include:

1. More vault space in the field;
2. Reduced field work hours necessary to count and report inventories for the Form 1079 report;
3. Increased ability of clerks to promote products because of smaller product lines;
4. Elimination of older product bounceback cards that do not conform to current automation-compatible addressing standards;
5. Increased sales of older products to customers because they will become unavailable;
6. An increase in the future value of newer products as customers become aware they will be available for shorter periods of time.

Field personnel must make every feasible effort to promote and sell these products in the next 2 months. However, they may remove from sale immediately any of the older products that no longer have worthwhile revenue potential in the local area.

In addition to the revenue benefit from those older products field installations *decide* to stress, they can look forward to increased and improved promotional support from this department for new products in FY 1992 and future years.

The following philatelic products are recalled from sale at the close of business on September 20, 1991. After that date, handle any remaining stock in accordance with section 450, Handbook F-1, *Post Office Accounting Procedures*.

Item No.	Description
8803	\$4.50 1988 Love Folder-
8807	\$4.00 USA/Australia Joint Folder
8810	\$3.50 1990 Love Folder
8815	\$6.95 Dinosaur T-Shirt (Small)
8815M	\$6.95 Dinosaur T-Shirt (Medium)
8815L	\$6.95 Dinosaur T-Shirt (Large)
8815X	\$6.95 Dinosaur T-Shirt (X-Lge)
8818	\$12.50 Our World: International Images of Nature, Vol. 1
8825	\$16.95 Golden Moments Olympic Mint Set
8826	\$10.00 Lou Gehrig Poster
8827	\$16.95 American Wildlife Set
8829	\$5.95 USA/France Album
8830	\$7.50 1982 Definitive Mint Set
8832	\$6.50 1980 Definitive Mint Set
8833	\$4.00 1984 Definitive Mint Set
8834	\$6.25 1983 Definitive Mint Set
8836	\$4.95 Inauguration Folder
8837	\$13.95 1987-88 Definitive Mint Set
8839	\$8.50 1981 Definitive Mint Set
8850	\$3.00 1983 U.S. Collecting Kit
8851	\$2.50 Aviation Collecting Kit
8852	\$2.50 Sea Life Collecting Kit
8853	\$2.50 Ships Collecting Kit
8855	\$2.50 Automobiles Collecting Kit
8856	\$2.50 Soccer Collecting Kit
8857	\$2.50 Winter Olympics Collecting Kit
8859	\$3.00 1984 U.S. Collecting Kit
8860	\$3.00 1985 U.S. Collecting Kit
8865	\$8.00 1985 Commemorative Mint Set
8866	\$11.00 1986 Commemorative Mint Set
8867	\$12.95 1987 Commemorative Mint Set
8868	\$14.50 1988 Commemorative Mint Set
8880	\$4.00 Liberty Artprint.
8881	\$8.25 1981 Commemorative Mint Set
8882	\$6.50 1982 Commemorative Mint Set
8883	\$12.50 1983 Commemorative Mint Set
8884	\$10.25 1984 Commemorative Mint Set
8887	\$20.95 1987 Commemorative Mint Set (hardcover)
8888	\$21.50 1988 Commemorative Mint Set (hardcover)
8905	\$3.95 Spring 1989 Commemorative Stamp Pack
8906	\$2.95 Summer 1989 Commemorative Stamp Pack
8907	\$3.95 Fall 1989 Commemorative Stamp Pack
8908	\$3.95 Winter 1989 Commemorative Stamp Pack
8921	\$2.50 Famous Collecting Kit
8922	\$2.50 Transportation Collecting Kit
8923	\$2.50 30 Stamps/30 Countries Collecting Kit
8924	\$2.50 Spirit of America Collecting Kit
8925	\$2.00 1982 U.S. Collecting Kit
8928	\$3.00 Outer Space Collecting Kit
8929	\$2.50 Sports Collecting Kit
8931	\$2.50 American Revolution Collecting Kit
8933	\$2.50 Animals Collecting Kit

These items will be removed from the Quarter I, FY 1992 issue of Form 1079, *Philatelic Product Physical Inventory Recap*. The Inspection Service will attend to this area during audit review.

—Philatelic and Retail Services Dept., 7-11-91

Some of these items are still available from Ray Stone at the GMF philatelic window. After Sept. 20, 1991 you'll be to late. Inquire now!

NOTES

from program chairman
Bernice Watson

KILOWARE - You may bring un-wanted stamp accumulations to be added to our Kiloware Box at any time. We expect to have a few "Kiloware Nights" and will use them then. Plans are (at present) for a charge of 1¢ per stamp, to go into the Club Treasury.

DOOR PRIZES - For those who wish to donate a philatelic item, please bring it for a door prize at any time. They will be used as needed.

PHOTOS FROM THIS YEARS STRAWBERRY FEST



E. Phelps M. Price



President S. Sheer
M. Price D. Sheer



E. Phelps D. Sheer D. Wright N. Wright T. King D. Miller P. Gerwitz



D. Wright B. Watson D. Sheer J. Doles J. Trenton S. Sheer

ROPEX - 92

The committee has been meeting through the summer and the ground work for ROPEX - 92 has begun. The show theme will be Columbus with three cacheted covers and a souvenir card. The pictorial cancel will show the Columbus coat of arms. A number of topicals will be covered with this theme.

We are still looking for help on the committee. Many different jobs need to be done. Many hands make for a light load. Come, join in the fun, and see the inner workings of a National Stamp Show. The next show meeting is at Elli and Bob's, 112 Beverly Hights on September 5th at 7:30pm. Hope to see some new faces.

OPEN HOUSE

On Sunday August 25, 1991, the R.S. Stamp Co. (Bob Steeb & Elli Phelps) will be holding an open house and all RPA members are invited. The time is from 1 to 5pm. 112 Beverly Hights. is in Greece off Dewey Ave. just south of Stone Rd. Plenty of parking in the lot just west of the house. 112 is the first house on the left coming from Dewey Ave.

Bob and Elli will also be at the Marketplace Inn Show, 800 Jefferson Road. That date is Sept. 7-8.

The Kodak Stamp Club now has open enrollment for membership. If your interested in joining in the fun all you have to do is come to a meeting in the employees activity building 28 on Ridge Road West . Two signal lights west of Lake Ave. The meetings are held the fourth Tuesday of each month starting at 7:30pm.

1991 - 1992 SEASON KODAK STAMP CLUB

- SEPT. 24 ROOM 107/109
FIRST DAY COVER COLLECTING, A PRIMER
- OCT. 22 ROOM 113
THE 6.3¢ STORY
- NOV. 26 ROOM 113
70 YEARS OF 'FIRSTS' ON FIRST DAY COVERS
- DEC. 17 DATE OPEN
CHRISTMAS PROGRAM..JOINT MEETING WITH RPA?
- JAN. 28 ROOM 113
PLATE NUMBER COILS
- FEB. 25 ROOM 113
THE APS STORY
- MAR. 24 ROOM 113
AMERICAN REVOLUTION BICENTENNIAL STAMPS
& CACHETS ON INTERNATIONAL FDC'S.
- APR. 28 LUMINESCENT US FIRST DAY COVERS.
- MAY 26 PLACE TO BE DECIDED
ANNUAL BANQUET

SILENT AUCTIONS, DEALERS and SLIDE PROGRAMS are always part of our programs each month.

Rochester Philatelic Association, Inc.
P.O. Box 10206, Brighton Station
Rochester, New York 14610-0206



FIRST CLASS MAIL

Typed articles may be submitted by
the 25th to the editor:
Joseph K. Doles
34 Carlisle Street
Rochester, New York 14615-2043

The RPA is a chapter member of the APS and the AFDCS