



1935 King George V Windsor Castle Omnibus Issue

by

Tom Fortunato

A Presentation for the Rochester Philatelic Association

Prepared July, 2023



As summarized by the popular web site brixtonchrome.com...

The 1935 Silver Jubilee Issue



This is the supreme issue of them all, and offers nearly all the points of interest:

1. Three different printing companies: De La Rue, Bradbury Wilkinson and Waterlow.
2. Shade varieties for most values.
3. Re-entries on some printings.
4. Multiple frame and vignette plates, which can be identified through the study of plate flaws that are constant.
5. Perforation varieties.
6. Specimen perfins.

Created to commemorate the Silver Jubilee (25th anniversary) of the reign of King George V, an Omnibus issue of 250 stamps was issued to honor the occasion.

Forty-four crown colonies and dependencies of the British Empire collectively decided to issue a common design to be released in four denominations to fulfill their postal needs for standard letter rates, with the highest denomination equivalent to 1 shilling or its equivalent. These were the wishes of the philatelist King, as the issue was to be "within the pocket of the ordinary man." Clearly there was money to be made from collectors.

The Invitation: The British Secretary of State for the Colonies sent the following telegram to each colony on August 24, 1934: "H. M. the King has approved an issue of special postage stamps throughout the Colonial Empire to Commemorate the Silver Jubilee. Single designs with appropriate heading for each territory are now being prepared. Proposed issue should be on sale from, or as soon as possible after, the 10 May 1935 until the end of the year and limited to four denominations. Suggest 1. Shilling or local equivalent. 2. Inland letter rate. 3. Foreign letter rate. 4. One other denomination not exceeding 6d. Please telegraph value to be printed and quantity of each value required excluding those for sale in the UK."

Hugo Fleury, a stamp designer employed by Waterlow and Son, submitted several essays for Britain's issue on behalf of the firm, which were unaccepted. Here are some of his designs, now in the British Postal Museum & Archive.



The three firms printing the Omnibus issue were invited to submit designs for that issue and 18 were received.

Fleury entered this design featuring Windsor Castle inset in an ornate frame with the King's image on the right facing left in State Robes encircled by the collar of the Garter. It won the approval of Crown Agents, stamp printers for the colonies and administrative organization in charge of the Omnibus issue.



Hugo Fleury



his earlier essay's Windsor insert



A follow up to postal administrators, December 5, 1934:

"The series will comprise four denominations only in uniform design as depicted in the accompanying leaflet. The stamps will be printed in two colours in sheets of sixty each. The appropriate heading for each territory will be inserted in place of the word "Specimen" where this appears in the illustration and the duty in the oval panel in the left bottom corner.

'It is His Majesty's wish that this issue should be placed on sale on the 6 May 1935, and continue in use until 31 December 1935 when the residues whatsoever are to be destroyed. The sale of the corresponding denominations in the permanent series of stamps is to be discontinued during the currency of the Silver Jubilee issue. Arrangements are being made with the Crown Agents for the Colonies for the sale of the stamps to dealers in this country and a public announcement concerning the issue will be made on 1 February 1935 by which date the dispatch should have been received in all the dependencies concerned. I assume that you will also wish to make a public announcement on that date in the territory under your administration".

One of 50 Waterlow color specimen proofs believed to have been sent to the colonies as an exemplar of the Omnibus in the December 5 mailing.



from The Brian Brookes Collection of St. Kitts-Nevis, Spink Auction 18013, lot 588

Harrisons was approached to handle the printing, but plans were already underway for their production of Britain's Jubilee issue, separate from the common design releases. This was in October, 1934, just seven months before the expected May 6, 1935 issue date.

Because of the enormity of the order three alternative British printers were contracted—Bradbury, Wilkinson & Co. Ltd.; Waterlow & Sons, Ltd.; and Thomas De La Rue & Co. Ltd. Both Bradbury and Waterlow were to handle 15 colonies each, with De La Rue given 14, evenly split to ensure compliance with the short deadline.

Here is the listing of each company's contracted colonies and dependencies.

* Newfoundland, a late-comer to the plan, opted to have its issues printed in a single color rather than bi-colored to reduce costs and make its issues stand out from the rest. Leeward Islands was the last colony to sign up.

Bradbury

Bechuanaland
British Honduras
Falkland Islands
Gambia
Gibraltar
Gilbert & Ellis Island
Gold Coast
Hong Kong
Jamaica
Malta
Newfoundland
Seychelles
Sierra Leone
Swaziland
Trinidad & Tobago


Waterlow

Ascension
Barbados
Bermuda
Cyprus
Grenada
Leeward Islands
Malaya/Straits Settlements
Montserrat
Nigeria
Nyasaland
St. Kitts-Nevis
St. Vincent
Somaliland
Turks & Caicos Islands
Virgin Islands

De La Rue

Antigua
Bahamas
Basutoland
British Guiana
British Solomon Islands
Cayman Islands
Ceylon
Dominica
Fiji
Kenya, Uganda & Tanganyika
Mauritius
Northern Rhodesia
St. Helena
St. Lucia

Waterlow completed all frame and vignette engravings and passed them along to their respective printer. Here are final master die frame proofs before the inset of the value tablets, from their archives.



The next step in the process was to make sets of the frame proofs with their denominations. Here is a sample.



Sets were closely examined, with final proofs individually placed on the equivalent of index cards, December, 1934.

APPENDIX 8th December, 1934

Requisition No. 7231

CEYLON

"Not Appd hS 22/12"

Not appd 14/12

Ceylon

APPENDIX 17th December, 1934

appd for die 20+30cts 1/- only 14/12 18/12

"Appd for die 20+30 cts 1/- only hS 18/12"

"Not Approved hS 18/12"

not appd 14/12 18/12

APPENDIX 21st December, 1934

(65 cents) "Appd for die hS 22/12"

appd for die 14/12 22/12

Kenya, Uganda and Tanganyika

The hS approval initials seen here are those of Henry Stanfield of Crown Agents' Stamp and Note Branch.

"Not Appd hS 17/12"

Not appd 14/12 17/12

December						
Su	Mo	Tu	We	Th	Fr	Sa
						1
2	3	4	5	6	7	8
9	10	11	12	13	14	15
16	17	18	19	20	21	22
23	24	25	26	27	28	29
30	31					

APPENDIX 29th December, 1934

(1d) "Appd for die hS 31/12"

appd for die 14/12 31/12

Northern Rhodesia

The following information is reported in the Stanley Gibbons catalogue:

De La Rue reportedly used 6 different center vignette plates identified as 2A, 2B, (2A), (2B), 4 and 4/ which can often be found on sheet selvage. Examples will be shown later.

Bradbury used either 11 or 12 center plates, probably used in permanent pairings. No plate identification numbers or marks were printed on sheet selvage.

Waterlow printings also do not show any type of plate identification markings. Ten vignette plates are known, also used in pairs.

The vignette sheets were printed first, with the frames printed on top of them.

Imperforate color trials of the final completed designs on watermarked paper were made and presented to Crown Agents for approval in the following color combinations:

Grey Black & Deep Green	Blue & Green	Green & Mauve
Black & Mauve	Blue & Grey	Green & Indigo
Red & Purple	Indigo & Red	Vermillion & Green
Mauve & Green	Mauve & Brown	Red Brown & Black
Green & Vermillion	Green & Sepia	Brown & Deep Blue

These now reside in the Royal Collection.

Little is written about the color selection process, here shown in alphabetical set order, low to high value.



Research found that a total of seven color combinations were posed to postal administrators (vignette/border):

Black/Green

Indigo/Red

Brown/Blue

Myrtle Green/Indigo

Light Blue/Bronze Green

Deep Ultramarine/Slate Blue Slate Blue/Purple

The slate blue/purple combo was used on the highest denomination of all colonies except one, Newfoundland, which used bronze green for its 24 cent issue.



Shade varieties exist, within each printer and among all three. Here are samples in blue.



De La Rue printings: same ink formulas?
blue, deep blue, lighter blue, dark blue shades



Here is a closer look at these first four shades. The blue is on the left and the dark blue on the right



Bradbury's deep grey blue, De La Rue's dark blue, Waterlow's deep bright violet blue and Bradbury's chalky blue on the top row. Then, De La Rue's blackish violet blue, Waterlow's deep dull violet blue, Bradbury's deep bright blue and DLR's blue.



How many shades do you see here, of both colors?



The 1½d stamps from Fiji (De La Rue) and Gambia (Bradbury) were printed in aniline red ink that contains a brightening agent, unlike the red inks used in the other stamps of the series. It can smear on the surface, seep through paper and appear on the stamp's underside.




Frame centering was also quite good overall, with just slight shiftings seen. No mis-perfs are know.




Vignette centering in general was very good. Only slight shifts left, up, down and right per the examples below.



A full printing plate, making two 10x6 panes. When identifying specific stamp locations, Row #/Column # is used. R2/3 would refer to a stamp on the second row down, third stamp from the left.




A sample sheet layout
(disregard the perfs!)



Here is an example of a printed and perforated pane as sent to the postal administrations, one of two from a full printing plate.



This is a 1 shilling pane from Nigeria by Waterlow perf 11 x 12. Note the perforation guide crosses, which are 18 millimeters from the edge of the nearest stamp.




This is a 1 shilling pane from Seychelles by Bradbury Wilkinson perf 11 x 12. Note the perforation guide crosses, which are 9½ millimeters from the edge of the nearest stamp.



Bradbury stamps were more deeply engraved than Waterlow, leaving a slightly sharper impression.



This is a 1 shilling pane from Northern Rhodesia by De La Rue perf 13½ x 14. Note the perforation guide crosses that are in a different orientation from that of the other two printers and shaped more like a T than a +.



Multiple rounds of printings were needed for most colony's denominations. Here is De La Rue's production data for Fiji's issue.

Each colony was responsible for its own printing costs.

In the end, more than 94 million stamps were printed from all three printers.

Fiji Jubilee Issues - Production Information from De La Rue Day Books							
Totals		118,835	620,700	74,050	55,440		
Sent to Fiji		71,600	594,000	49,000	33,000		
For dealers		47,235	26,700	25,050	22,440		
Date	Reqn. #	1½d	2d	3d	1/-	Notes	
2/14/1935	4319	39,600				+421 specimens	
		21,000				For dealers	
			594,000				+421 specimens
			18,000				For dealers
					33,000		+421 specimens
					13,500		For dealers
8/26/1935	4319/2				19,800	+421 specimens	
		32,000			10,200	For dealers	
				16,000			
8/29/1935	4319/2				13,200		
		4,000					For dealers
11/13/1935	4319/3			3,550		For dealers	
		6,000					For dealers
12/17/1935	4319/4	16,235			6,000	For dealers	
	4319/5		8,700			For dealers	
					8,000		For dealers
					6,240	For dealers	

De La Rue is the only one of the three firms that display marginal plate numbers. Plates 1 and 1A (under the 2nd stamp) refer to the frame plates and plates 2, 2A, 2B and 4 (under the 5th stamp) deal with the vignette plates used.



notice the font type and size differences of frame and vignette plate numbers used

All three printers put sequential numbers in the upper right corners of some sheets (not panes) supposedly as a counting mechanism for auditing.

Bradbury



De La Rue



Waterlow



Each of the three printers created 421 specimen sets of 4 in their usual fashion:

Bradbury - horseshoe

De La Rue - semicircle

Waterlow – diagonal



67 holes



65 holes




70 holes


counterfeit specimens are known



Here's where the fun begins! Varieties and flaws developed when plated and during production, creating "fly specks" in both the frame and castle vignette portion of certain stamps. These are eagerly sought by collectors with some commanding hefty prices. Stanley Gibbons details these throughout the "Commonwealth & British Empire Stamps 1840-1970 Catalogue." Examples are found on the next few slides. Research continues by devotees documenting constant varieties and one-off flaws of the 176 stamps in this series.



2023 Edition
Stamp Catalogue




13 Windsor Castle

(Des H. Fleury. Recess D.L.R.)

1935 (6 May). <i>Silver Jubilee</i> . Wmk Mult Script CA. P 13½×14.				
91	13	1d. deep blue and carmine.....	2-00	3-25
		f. Diagonal line by turret.....	75-00	
92		1½d. ultramarine and grey.....	2-75	55
93		2½d. brown and deep blue.....	6-50	1-25
		g. Dot to left of chapel.....	£180	
94		1s. slate and purple.....	8-50	13-00
		a. Frame printed double, one albino.....		
		h. Dot by flagstaff.....	£250	
91/4 Set of 4.....			18-00	16-00
91s/4s Perf "Specimen" Set of 4.....			90-00	

For illustrations of plate varieties see Omnibus section following Zanzibar

The vignette of Windsor Castle with buildings identified.

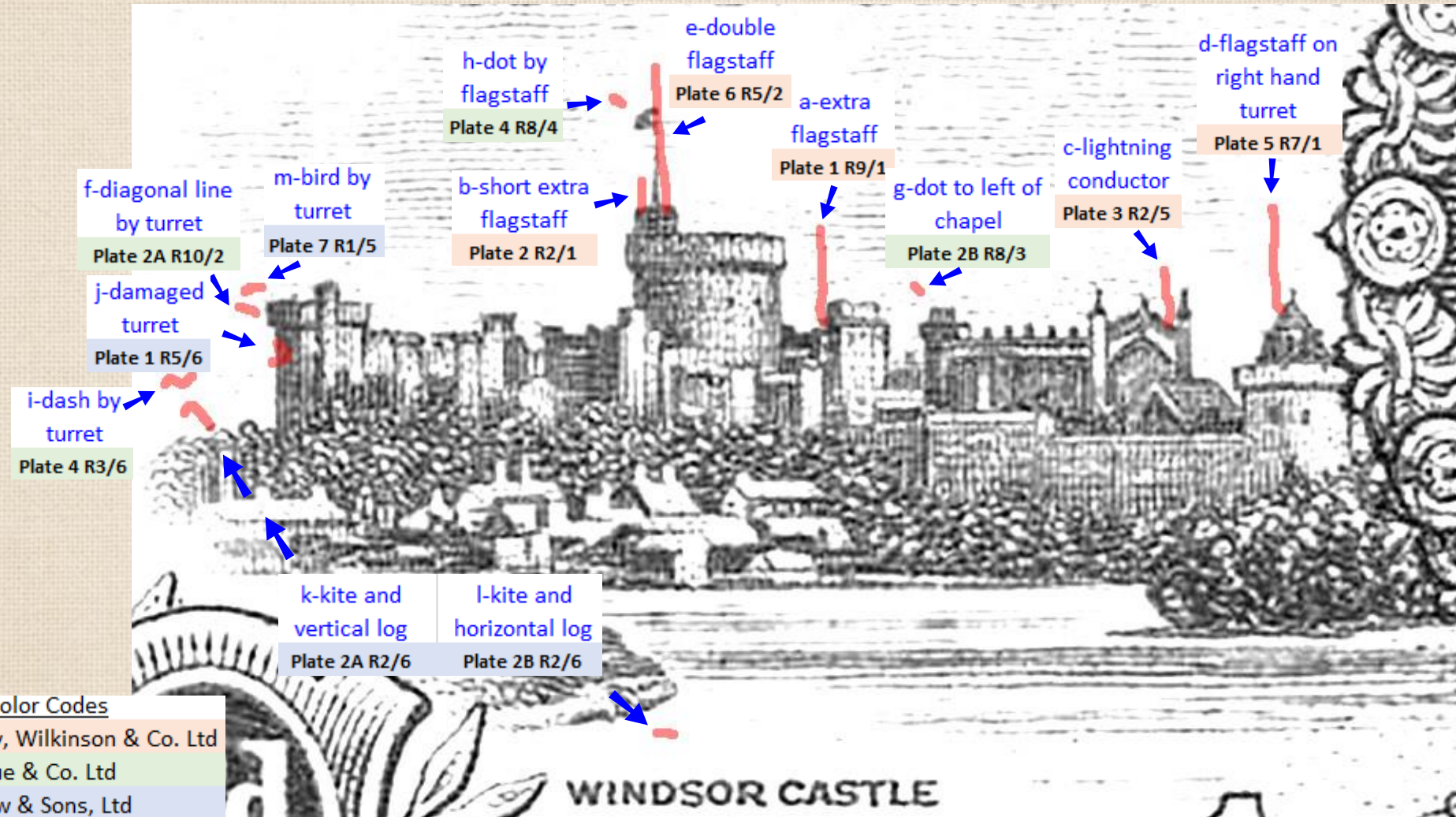


a	= Brocas Meadow	g	= Winchester Tower
b	= Home Park Woods	h	= Henry III Tower
c	= Brunswick Tower	i	= St. George's Chapel
d	= State Apartments	j	= Curfew Tower
e	= Norman Gate	k	= Jacob's Island
f	= Round Tower	m	= Lower Wall

Here is where to look when checking for flyspeck varieties.



Stanley Gibbons' identified type a-m constant varieties.




Printer Color Codes

Bradbury, Wilkinson & Co. Ltd
 De La Rue & Co. Ltd
 Waterlow & Sons, Ltd

Stanley Gibbons type "a" extra flagstaff

Bradbury Wilkinson

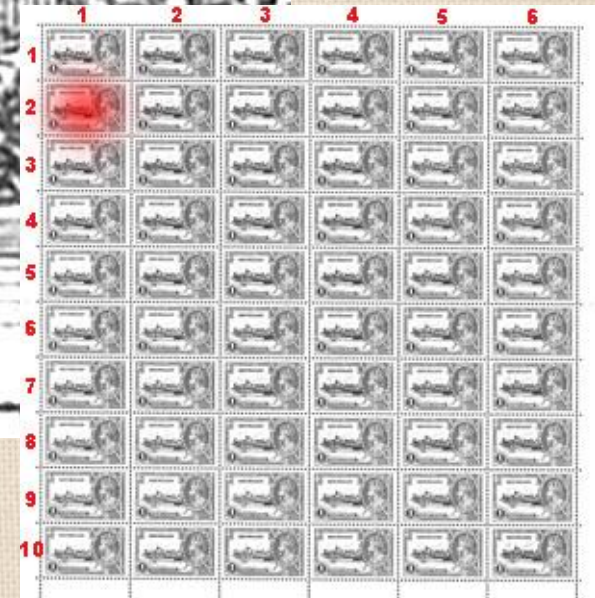


Stanley Gibbons type "b" short extra flagstaff

Bradbury Wilkinson



b-short extra
flagstaff
Plate 2 R2/1

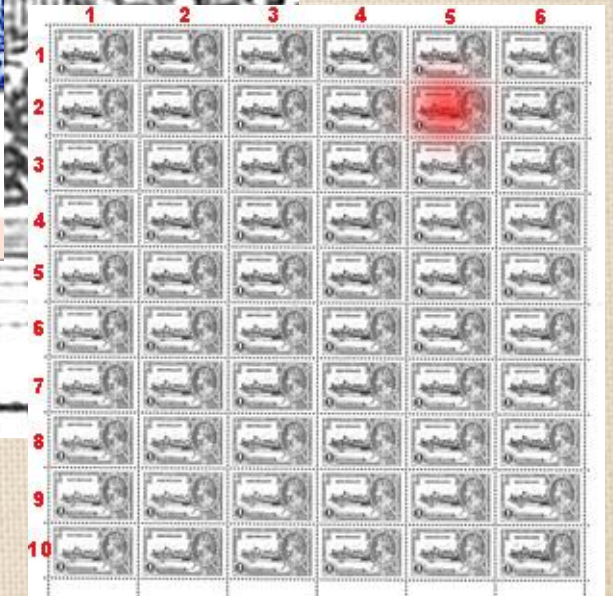


Stanley Gibbons type "c" lightning conductor

Bradbury Wilkinson




c-lightning
conductor
Plate 3 R2/5



Stanley Gibbons type "d" flagstaff on right hand turret

Bradbury Wilkinson




d-flagstaff on
right hand
turret

Plate 5 R7/1

Stanley Gibbons type "e" double flagstaff

Bradbury Wilkinson




e-double
flagstaff

Plate 6 R5/2

WINDSOR CASTLE

Stanley Gibbons type "f" diagonal line by turret

De La Rue



f-diagonal line
by turret
Plate 2A R10/1,2

Stanley Gibbons type "g" dot to left of chapel

De La Rue



g-dot to left of
chapel

Plate 2B R8/3




Stanley Gibbons type "h" dot by flagstaff

De La Rue



h-dot by
flagstaff

Plate 4 R8/4



Stanley Gibbons type "i" dash by turret

De La Rue




Stanley Gibbons type "j" damaged turret

Waterlow




j-damaged
turret
Plate 1 R5/6





Stanley Gibbons type "k" kite and vertical log

Waterlow



Stanley Gibbons type "I" kite and horizontal log

Waterlow



I-kite and
horizontal log

Plate 2B R2/6

Stanley Gibbons type "m" bird by turret

Waterlow



m-bird by
turret

Plate 7 R1/5

The most famous constant frame variety comes from Kenya, Uganda and Tanganyika- the "line through 0," De La Rue plate position R4/2 found on every sheet. The three colonies combined to form one unified postal administration, releasing their first definitive set on May 1, 1935, 4 days before their Jubilee issue.



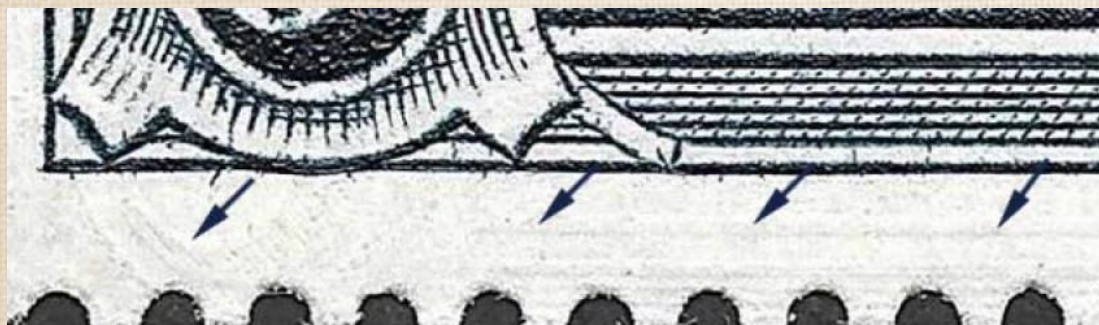
The Falkland Islands value tablet re-entry, Bradbury pane position R8/1, is another sought frame variety. Notice the thickness difference of the top/bottom rays (center image).









lower stamp shows the variety









De La Rue printings sometime show the “frame printed double, one albino” variety, caused when a vignette sheet passed through the frame plate that was dry of ink, needing to be passed through a second time, displaying a slight design shift from issues of Antigua, British Solomon Islands, Fiji, Northern Rhodesia, St Helena, and St Lucia.













Summarizing recognized varieties from Bradbury:

King George V Jubilee Varieties						
Printer Color Codes						
Bradbury, Wilkinson & Co. Ltd						
De La Rue & Co. Ltd						
Waterlow & Sons, Ltd						
Data from 2007 Stanley Gibbons Commonwealth & British Empire 1840-1952 Catalogue VARIETIES:	a-extra flagstaff	b-short extra flagstaff	c-lightning conductor	d-flagstaff on right hand turret	e-double flagstaff	Other varieties
COUNTRY (red=no varieties known)	Plate 1 R9/1	Plate 2 R2/1	Plate 3 R2/5	Plate 5 R7/1	Plate 6 R5/2	
Bechuanaland	1d,2d,3d,6d	1d,2d,3d,6d	1d,2d,3d,6d	1d	1d	
British Honduras	3c,4c,25c	3c,25c	3c,4c,25c	3c,4c,25c	4c,25c	
Falkland Islands	1s	1d,2½d,4d,1s	1s	1d,2½d,4d,1s	1d,2½d,4d,1s	2½d re-entry on value tablet R8/1
Gambia	1½d,3d,6d,1s	1½d,3d,6d,1s	1½d,3d,6d,1s	1½d,6d,1s	1½d	
Gibraltar	2d,3d,6d,1s	2d,3d,6d,1s	2d,3d,6d,1s	2d	2d	
Gilbert & Ellis Island				1d,1½d,3d,1s	1d,1½d,3d,1s	
Gold Coast	1d,3d,6d,1s	1d,6d,1s	1d,3d,6d,1s	1d,6d		
Hong Kong	5c	5c,20c	3c,5c	5c,20c	5c,20c	
Jamaica	1½d,6d,1s	1d,1½d,6d,1s	1½d,6d,1s	1d	1d	
Malta	½d,2½d,6d,1s	½d,2½d,6d,1s	½d,2½d,6d,1s			
Newfoundland						
Seychelles	6c,12c,20c,1r	6c,12c,20c,1r	6c,12c,20c,1r	6c,12c,20c,1r	6c,12c,20c	
Sierra Leone	1d,3d,5d,1s	1d,3d,5d,1s	1d,3d,5d,1s			
Swaziland	1d,2d,3d,6d	1d,2d,3d,6d	1d,2d,3d,6d	1d	1d	
Trinidad & Tobago	2c,3c,6c,24c	2c,6c	2c,3c,6c,24c	2c,24c	24c	

Summarizing recognized varieties from De La Rue:

<p>King George V Jubilee Varieties</p>  <p>Printer Color Codes</p> <p>Bradbury, Wilkinson & Co. Ltd</p> <p>De La Rue & Co. Ltd</p> <p>Waterlow & Sons, Ltd</p>					
<p>Data from 2007 Stanley Gibbons Commonwealth & British Empire 1840-1952 Catalogue VARIETIES:</p>	<p>f-diagonal line by turret</p>	<p>g-dot to left of chapel</p>	<p>h-dot by flagstaff</p>	<p>i-dash by turret</p>	<p>Other varieties</p>
<p>COUNTRY (red=no varieties known)</p>	<p>Plate 2A R10/1,2</p>	<p>Plate 2B R8/3</p>	<p>Plate 4 R8/4</p>	<p>Plate 4 R3/6</p>	
British Guiana	2c,6c,12c	6c	2c,6c,12c,24c	12c,24c	
British Solomon Islands	1½d,3d,1s		1½d,3d,6d,1s	6d,1s	6d fr tri, 2 albino; 6d,1s-fr doub, 1 alb
Cayman Islands	½d		½d,6d,1s	½d,6d,1s	
Ceylon	6c,9c,20c,50c	6c,9c,20c	6c,9c,50c	6c	
Dominica	1d,1½d		1d,1½d,1s	1s	
Fiji	1½d,2d,3d,1s	2d	1½d,3d,1s	3d	1½d,1s frame doubled, 1 albino
Kenya, Uganda & Tanganyika	20c,30c,65c,1s	20c,30c,65c	20c,30c,65c	20c,30c	1s-line through 0 of 1910
Mauritius	5c,12c,20	5c,12c,20c	5c,1r		
Northern Rhodesia	1d,2d,3d	1d,2d,3d	1d,6d	1d	6d-frame doubled, 1 albino
St Helena	1½d,2d,6d	2d	6d,1s	1s	6d-frame doubled, 1 albino
St Lucia	½d,2d,2½d	2½d	1s		2½d-frame doubled, 1 albino

Summarizing recognized varieties from Waterlow:

King George V Jubilee Varieties					
					
Printer Color Codes					
Bradbury, Wilkinson & Co. Ltd					
De La Rue & Co. Ltd					
Waterlow & Sons, Ltd					
<i>Data from 2007 Stanley Gibbons Commonwealth & British Empire 1840-1952 Catalogue VARIETIES:</i>					
					
COUNTRY (red=no varieties known)	Plate 1 R5/6	Plate 2A R2/6	Plate 2B R2/6	Plate 7 R1/5	
Ascension		5d	1d, 2d, 5d, 1s		
Barbados	1d, 1½d		1s	2½d	
Bermuda	1d	1s	1s	1d, 1½d, 2½d	
Cyprus			1½pi		
Grenada		½d	½d, 1d, 1½d, 1s		
Leeward Islands		1s	1s		
Malaya/Straits Settlements	12c				
Montserrat					
Nigeria		2d			
Nyasaland		1d, 3d, 1s		1d, 2d	
St Kitts-Nevis		1d, 1½d, 1s	1d, 1s		
St Vincent			1s		
Somaliland		2a, 3a, 1r	3a, 1r	1a	
Turks & Caicos Islands		½d, 3d, 6d, 1s	½d		
Virgin Islands		1d, 1½d, 2½d, 1s	1d, 1½d, 2½d, 1s		

Ceylon locally created booklets made up of 30 6 cents (domestic/India) or 9 cents (UK/Empire) rate stamps.

PRINTED AT THE
CEYLON GOVERNMENT PRESS,
COLOMBO.



WIRELESS BROADCASTING.

Have you yet become a Subscriber to this Service?

For a licence fee of Rs. 10 per annum you may listen to a daily programme consisting of—

General News, Mail News, Weather Reports, Time Signals, Concerts of Oriental and Western Music, Lectures, the latest Gramophone Music, &c., &c.

Apply to the Postmaster for further particulars.

POSTAGE RATES AND CHARGES.

Letters :—

Inland and to India	.. per 2 oz. ..	6 cents
To U. K. and British Possessions	.. each oz. ..	9 cents
Foreign	.. first oz. ..	20 cents
	Each additional oz. ..	10 cents

District Letters :—

Inland	.. each ..	3 cents
--------	------------	---------

Post Cards :—

Inland and to India	.. each ..	3 cents
To U. K. and British Possessions	.. each ..	6 cents
Foreign	.. each ..	12 cents

Printed Matter Open Packets :—

Inland and to India	.. per 2 oz. ..	2 cents
(Up to a maximum weight of 2 lb.)		

Printed Papers :—

To U. K. and British Possessions	.. per 2 oz. ..	3 cents
Foreign	.. per 2 oz. ..	4 cents

Registered Newspapers :—

Inland and to India, per copy not exceeding 8 oz.	2 cents
Every additional 8 oz. or portion of 8 oz.	.. 2 cents

Registration Fee :—

Inland and to India	..	15 cents
To U. K. and British Possessions	..	20 cents
Foreign	..	20 cents

FOR AIR MAIL

CHARGES

TIMES OF CLOSING

SUPERSCRPTIONS

&c.,

See the Post Office Daily List, the Post Office Guide, or inquire from any Post Office.

TIME FLIES

SO DOES THE

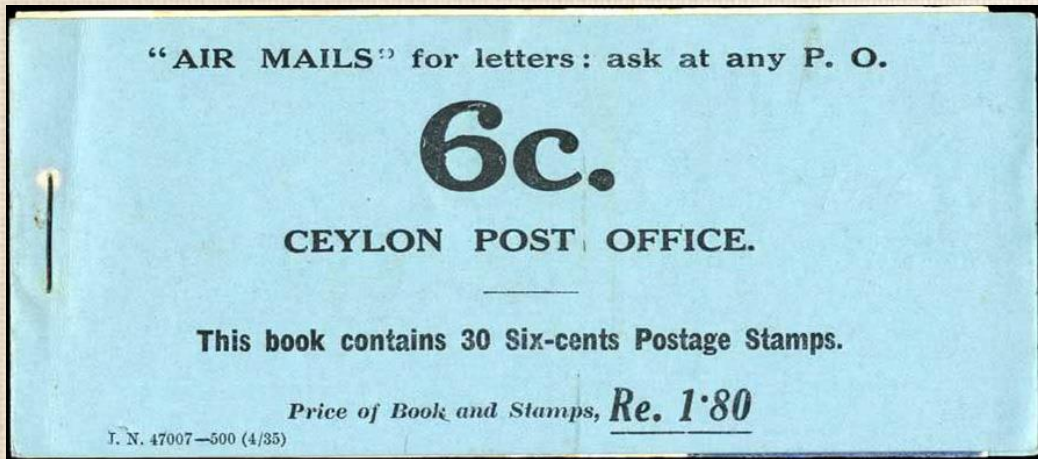
AIR MAIL

BY AIR MAIL
PAR AVION

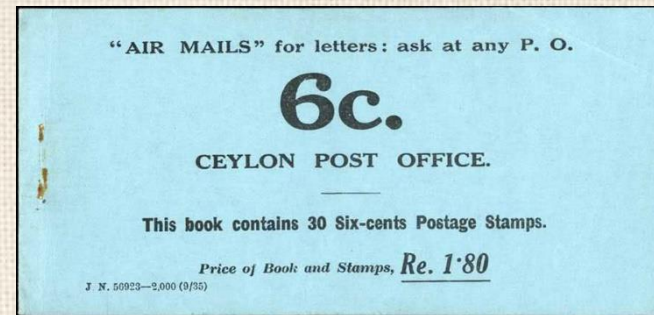
BY AIR MAIL
PAR AVION

BY AIR MAIL
PAR AVION

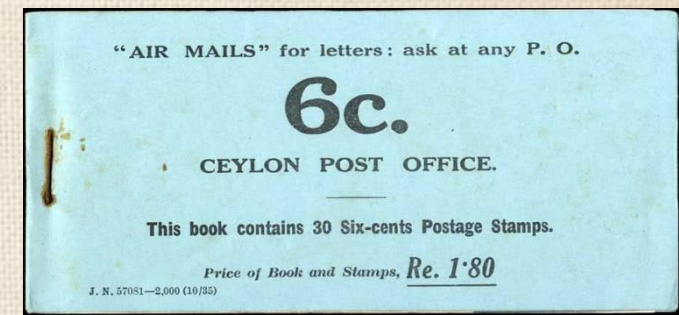
Most interesting is that the production date of each is on the booklet cover: Job #—quantity made (month/year)



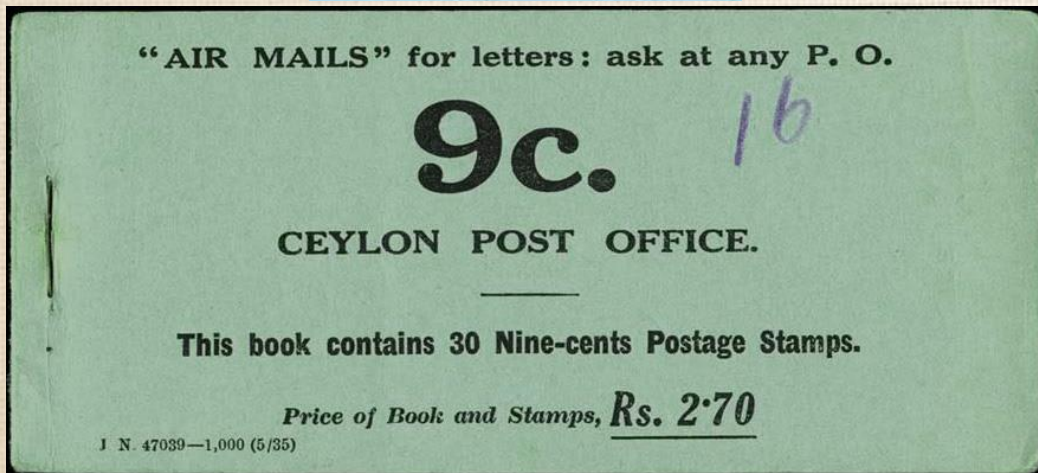
J. N. 47007—500 (4/35)



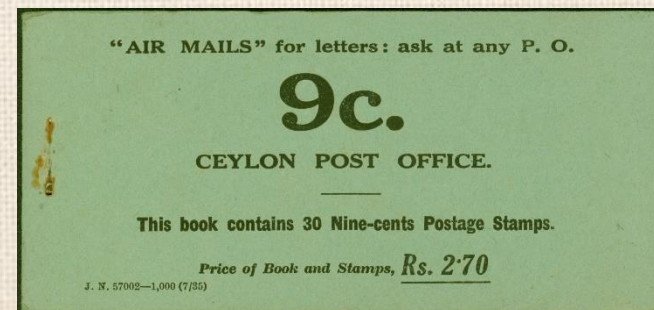
J. N. 50923—2,000 (9/35)



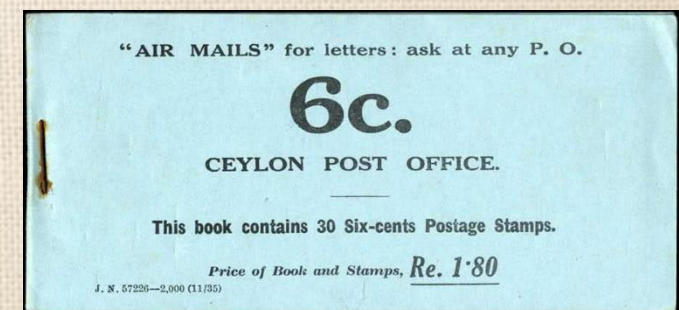
J. N. 57081—2,000 (10/35)



J. N. 47039—1,000 (5/35)



J. N. 57002—1,000 (7/35)



J. N. 57226—2,000 (11/35)

Jamaica's booklet cost 2/ and had 24 1d stamps (4 panes of 6) paying the basic domestic letter rate.



JAMAICA POSTAGE STAMPS
24 at 1d.

COME TO MYERS
for
JAMAICA PRODUCE
Exporters to all markets at lowest prices.
Fred. L. Myers & Son, The Sugar Wharf,
KINGSTON.

COME TO MYERS
The Sugar Wharf
The "Home Sweet Home" of
FINE OLD JAMAICA
RUM
"Myers' Rum Advertises Jamaica."
Fred. L. Myers & Son, The Sugar Wharf,
KINGSTON.

Unlisted varieties abound. Most turn out to be one-off flaws, but specialists in these stamps continue their search in finding similar looking specks and lines. When they do the next step is to determine which plate it came from and its plate position.

The ultimate goal is to get the variety listed in the Stanley Gibbons catalogue.



A potential contender: St Christopher dot over tower.



found on
Waterlow
vignette plate 1
position R3/1



And a few more, one offs?...



ink dot?



detached flag



flying saucer



ducks in the water



Can you see the many doctor blade lines? Look close!



Doctor blade lines exposed. A "one off" interesting flaw.



An finally, here's a design knock-off duplicating this iconic design.

I hope you enjoyed this presentation and encourage you to check your Omnibus stamps for varieties—or start your own collection of this fascinating and challenging issue!

Spooof Set

The artist Gerald King, better known for his “Wonderland” issues to honour Lewis Carroll, also turned his attention to the Silver Jubilee with an “alternative” issue for Lundy Island. Based upon the colonial Windsor Castle design and denominated in Puffins, King’s Jubilee range extends to die proofs, colour trials, imprint blocks and first day covers.



In a departure from the legitimate issues, the above corner marginal block boasts a De La Rue imprint. Odd then that it should incorporate a Bradbury Wilkinson flaw, the extra Flagstaff, albeit at 10/2 instead of the 9/1 position.

Online Resources...

Neil Donen and his former site: www.philatel2.com/jubilee, now accessible at:
https://web.archive.org/web/20110827040144fw_/http://www.philatel2.com/jubilee/index.htm

Spink & Son's Caerynn Collection of 1935 Silver Jubilee Issues and Covers
<https://www.the-saleroom.com/en-gb/auction-catalogues/spink/catalogue-id-srspi10153>

StampCircuit

https://www.stampcircuit.com/CircuitSearch?circuit_search_term=1935+silver+jubilee+omnibus&search_api_views_fulltext_op=AND