

Computers in Philately

Creating Album Pages



George T. Fekete
Rochester Philatelic Association
September 26, 2013

Computers in Philately: Inventory

Before We Begin...


Full Course Modules

- Album Pages
- Exhibit Pages
- Inventory
- Publishing
- Optional
 - Expertizing
 - Graphics
 - Reference

Sample Topics

- Inventory
 - Spreadsheet Creation
 - Spreadsheet Customization
- Expertizing On A Computer
- Graphics
 - Scanning Principals
 - Manipulating Graphics

Computers in Philately: Album Pages



Computers in Philately: Album Pages

Album Page Design

- Create Album Page
- U.S. Scott Numbers 1 & 2
- OpenOffice 4.0.0 Draw

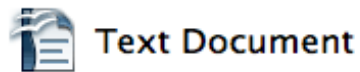
Computers in Philately: Album Pages

Typical Album Pages



Computers in Philately: Inventory

Launch OpenOffice



Text Document



Drawing



Spreadsheet



Database



Presentation



Formula



Open...



Templates...



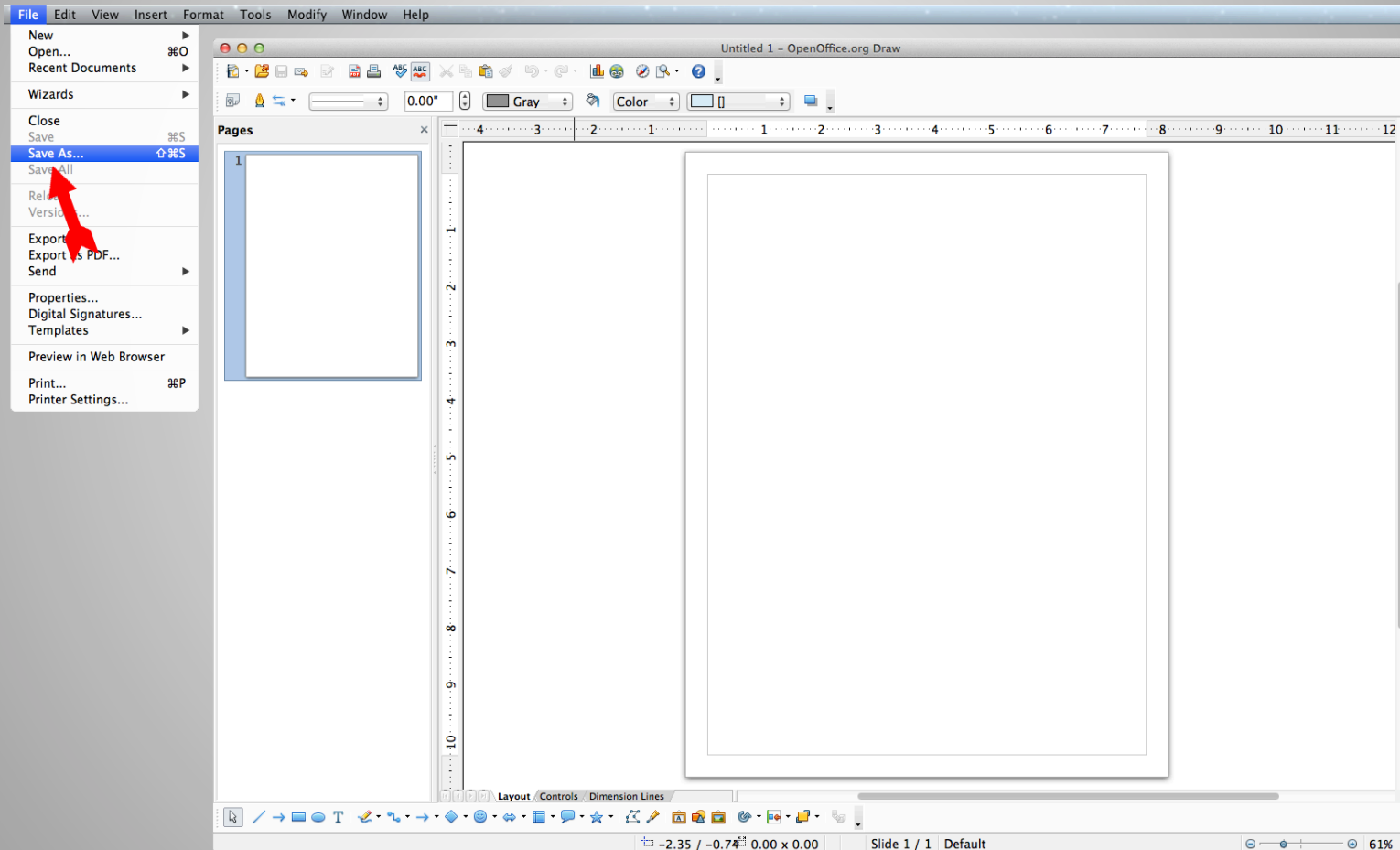
Computers in Philately: Inventory

Launch AOO Draw



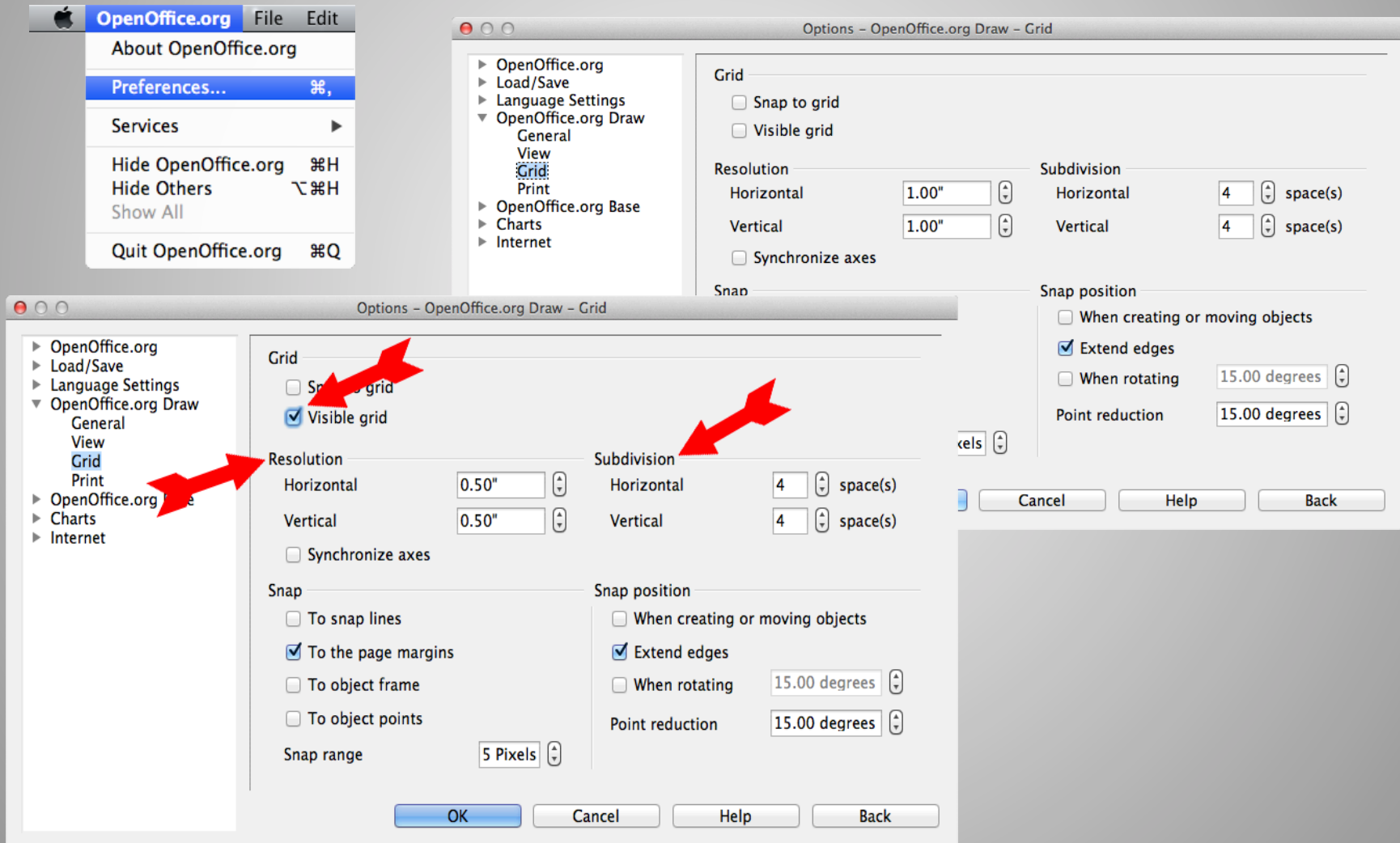
Computers in Philately: Album Pages

Name & Save File




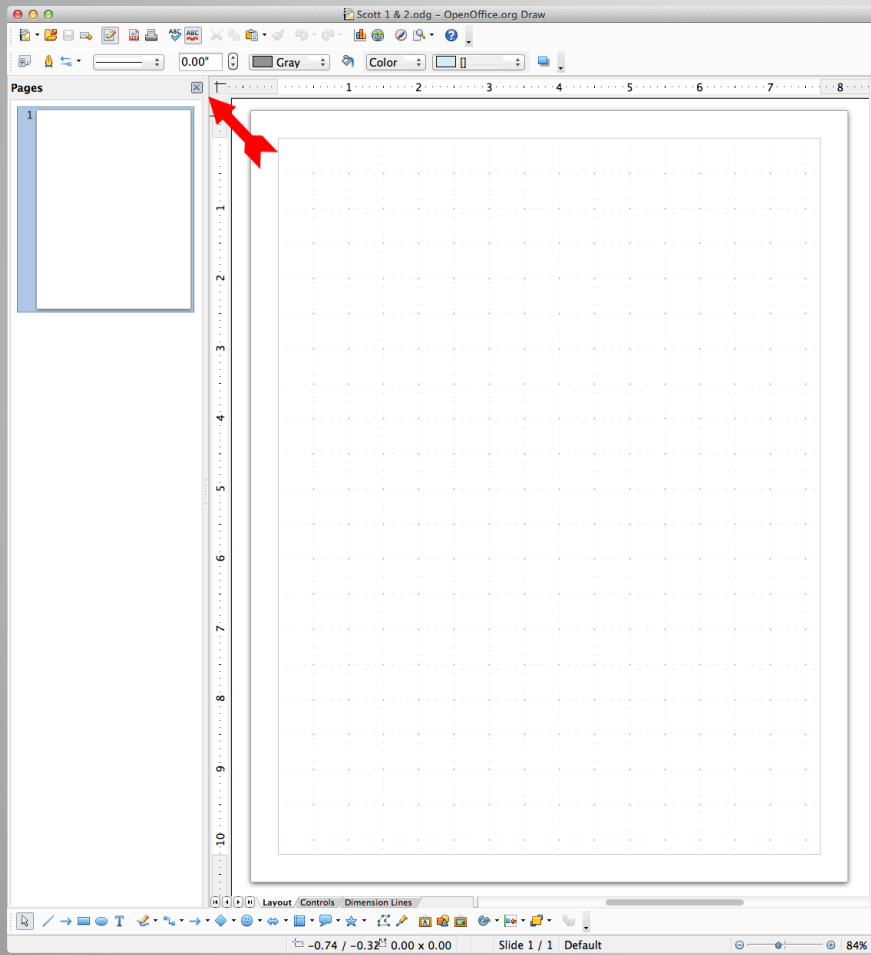
Computers in Philately: Album Pages

Set Document Preferences (Mac)



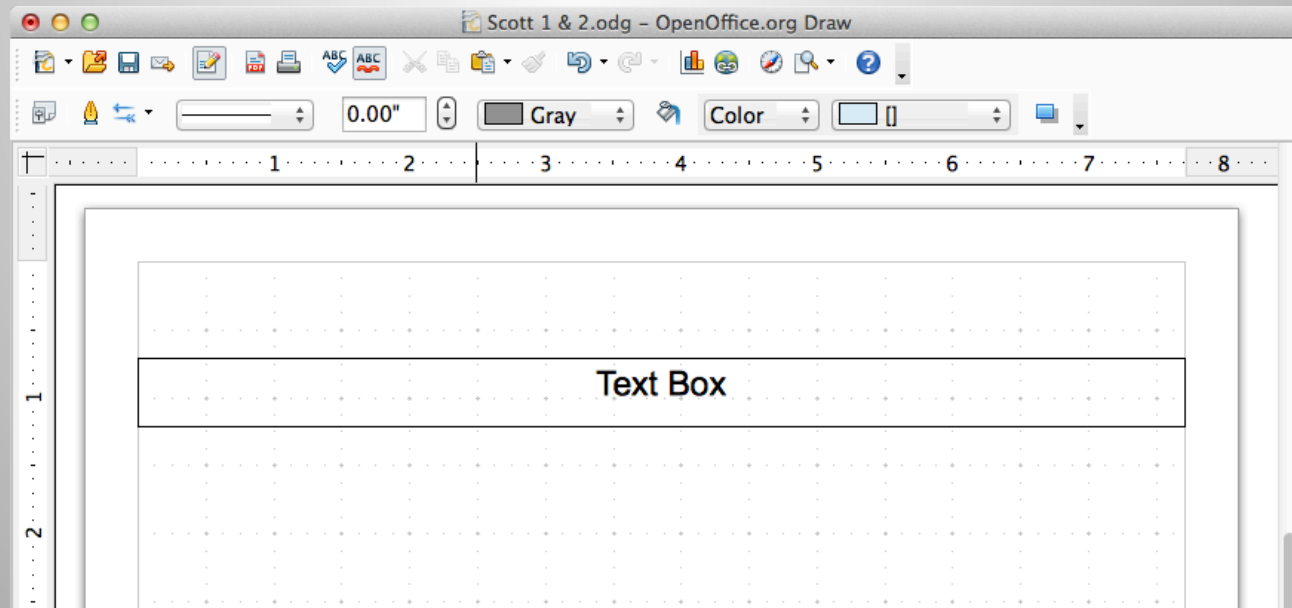
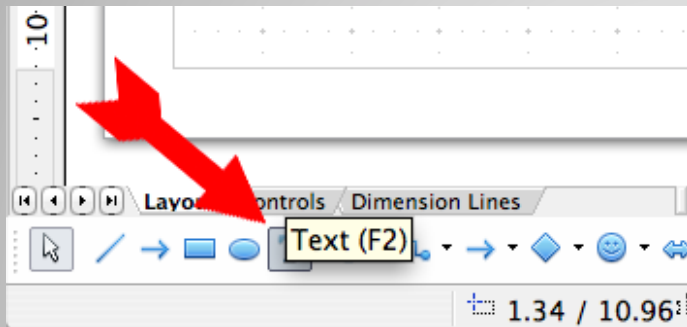
Computers in Philately: Album Pages

Hide Page Pane & Resize Window



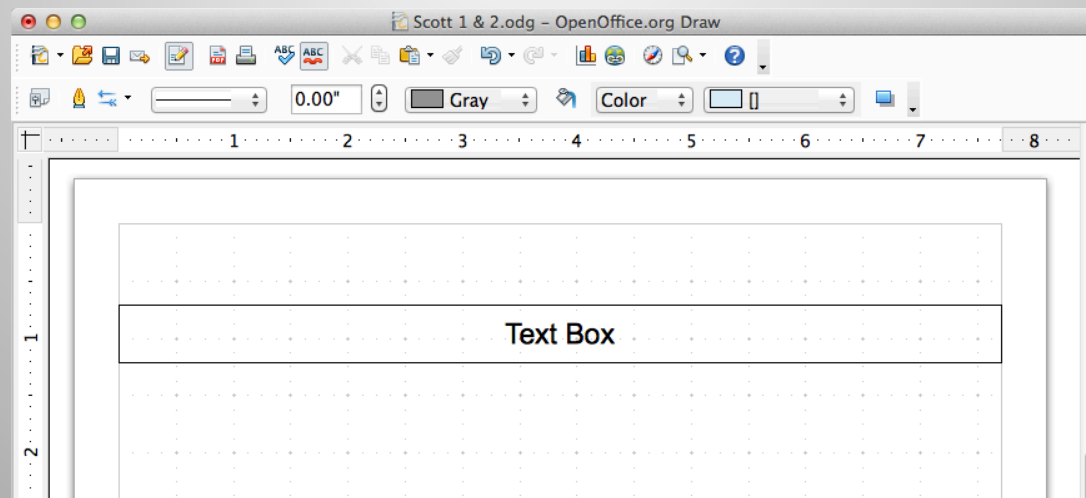
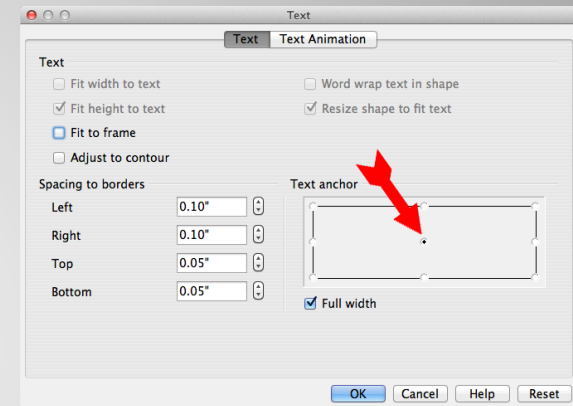
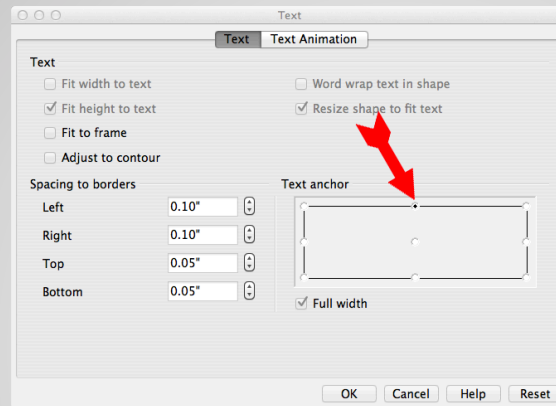
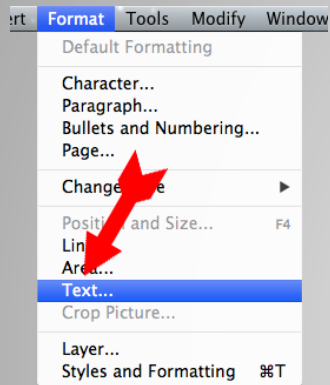
Computers in Philately: Album Pages

Add Text Box



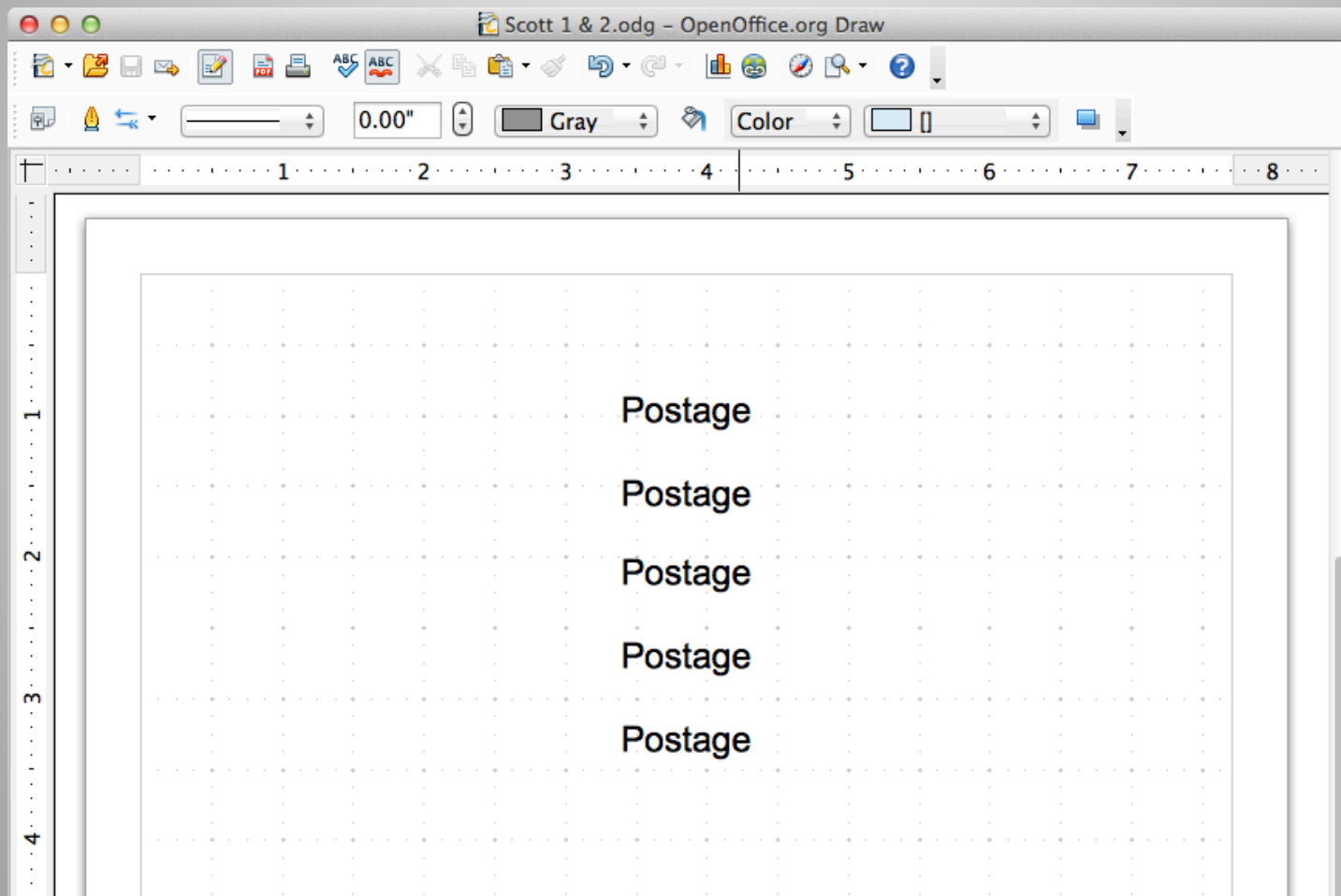
Computers in Philately: Album Pages

Add Text Box



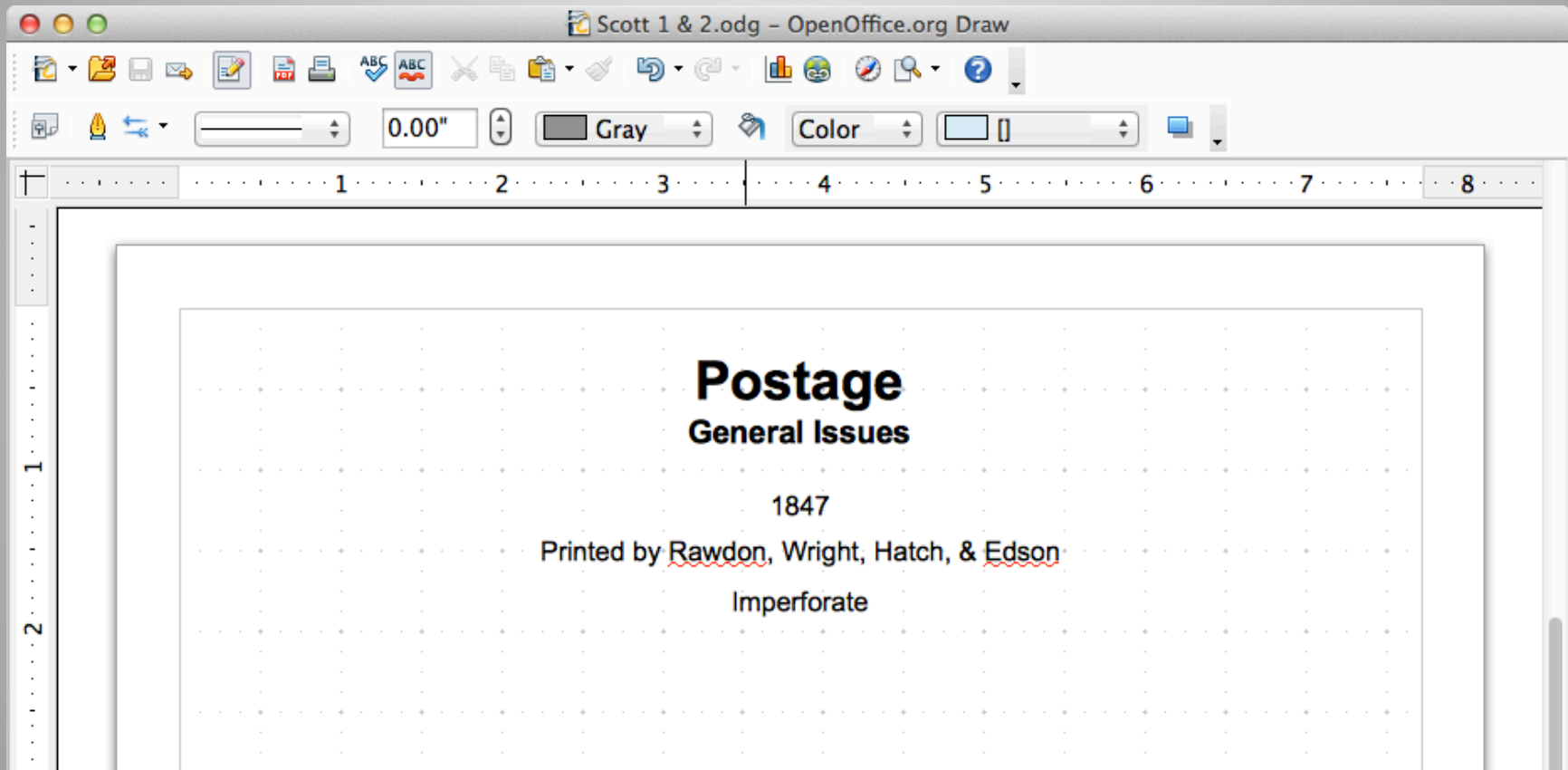
Computers in Philately: Album Pages

Create & Duplicate Title



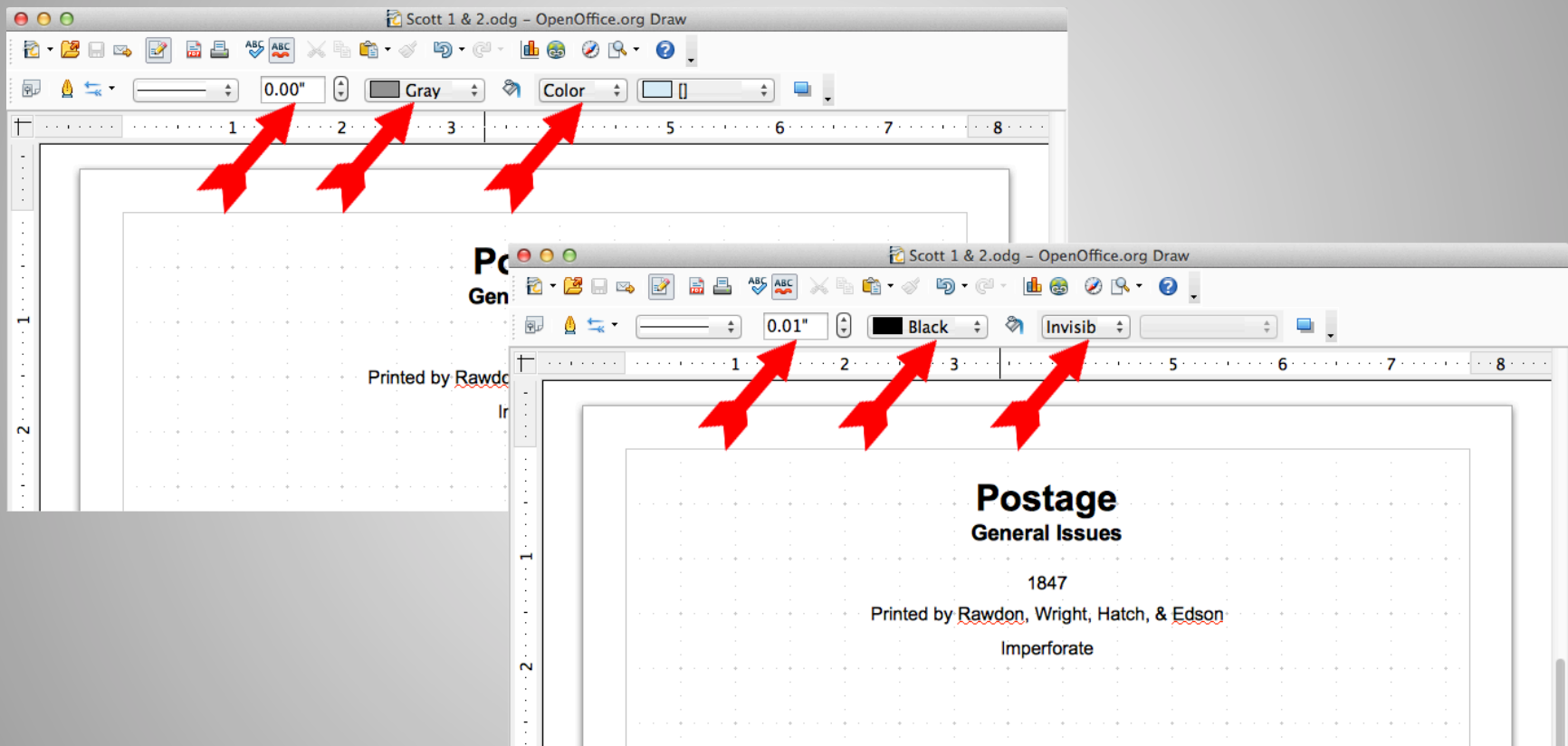
Computers in Philately: Album Pages

Customize Titles & Format



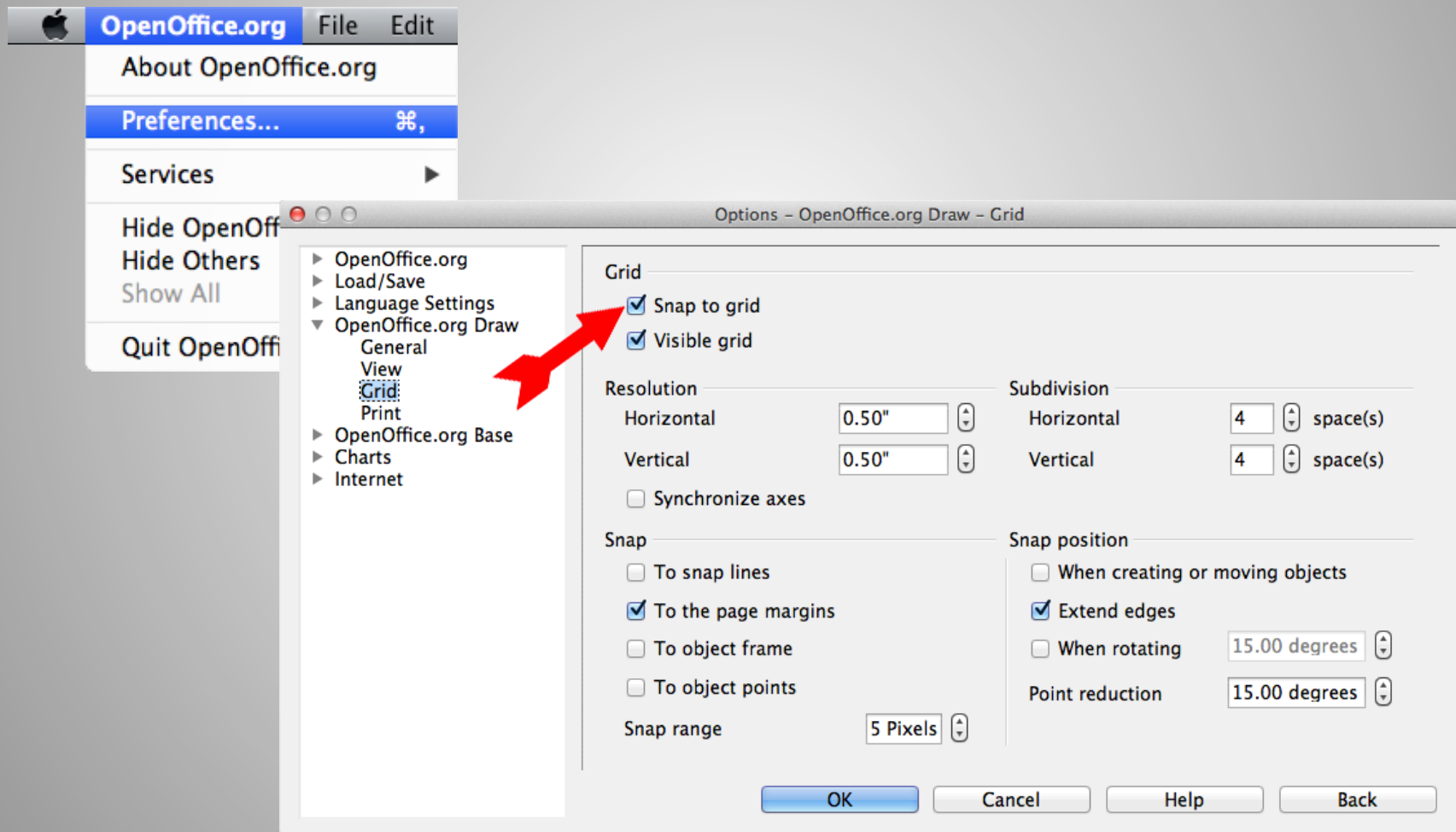
Computers in Philately: Album Pages

Change Shape Properties



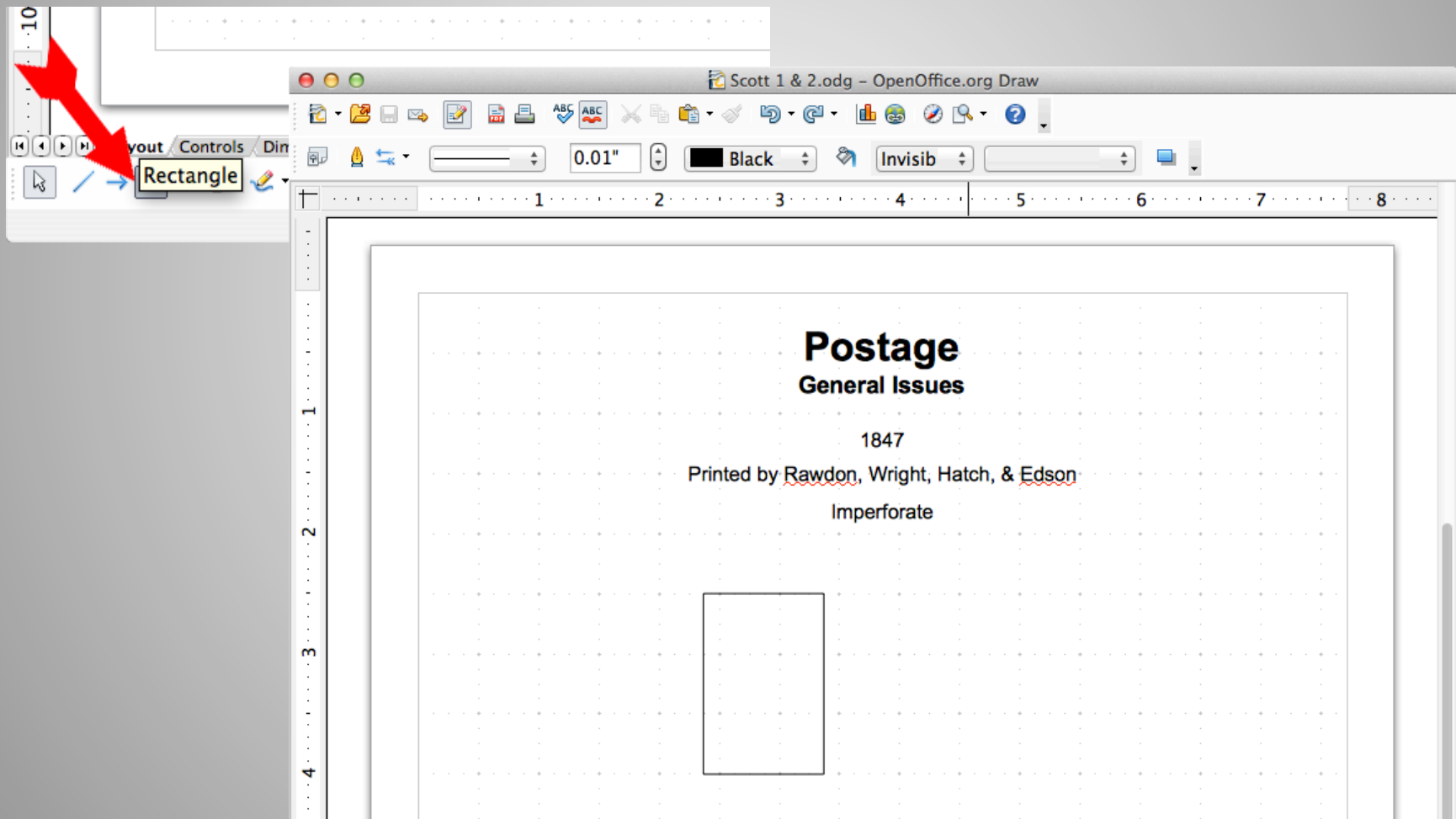
Computers in Philately: Album Pages

Snap to Grid Property



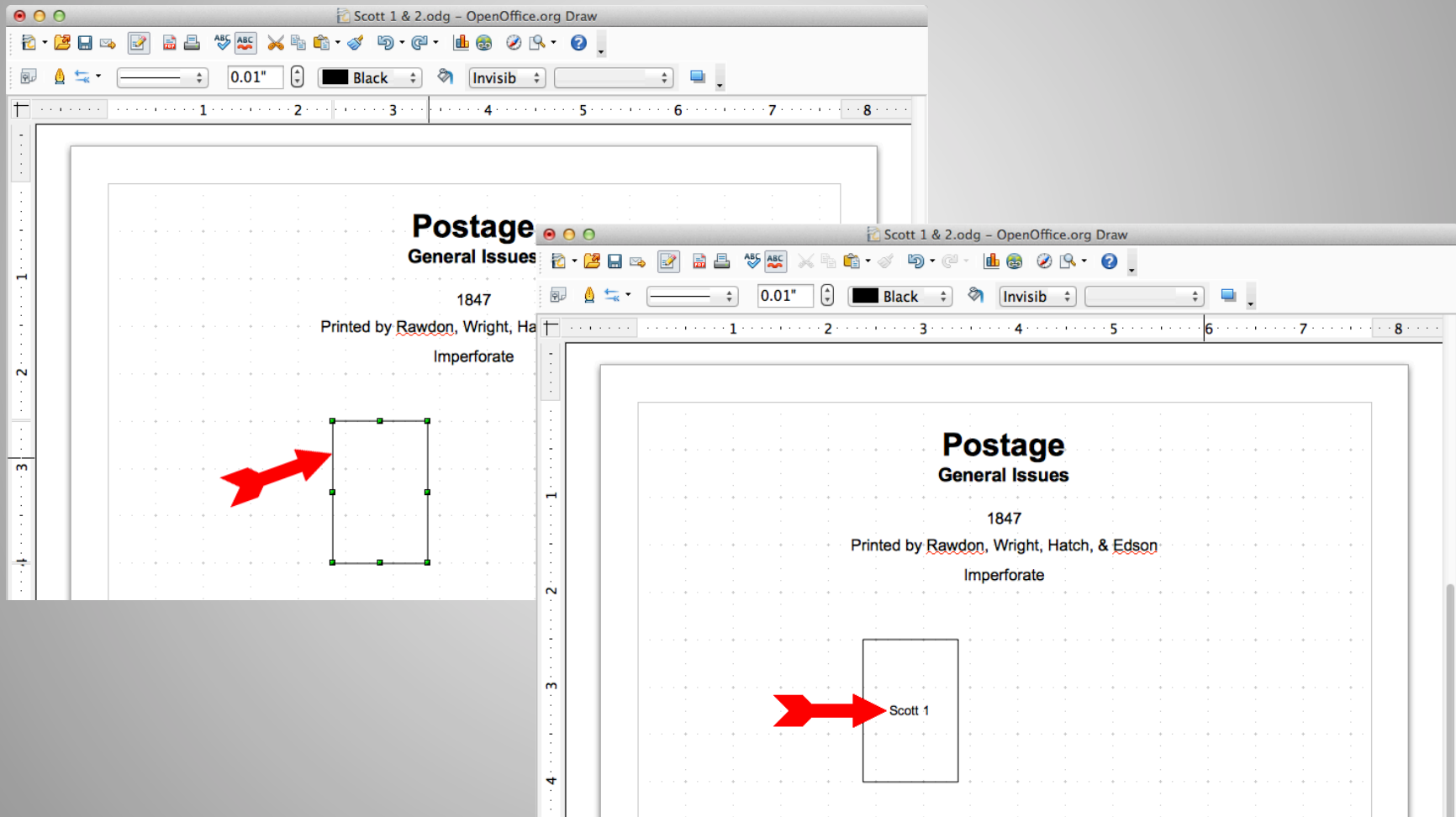
Computers in Philately: Album Pages

Select Rectangle Tool & Draw Stamp Space



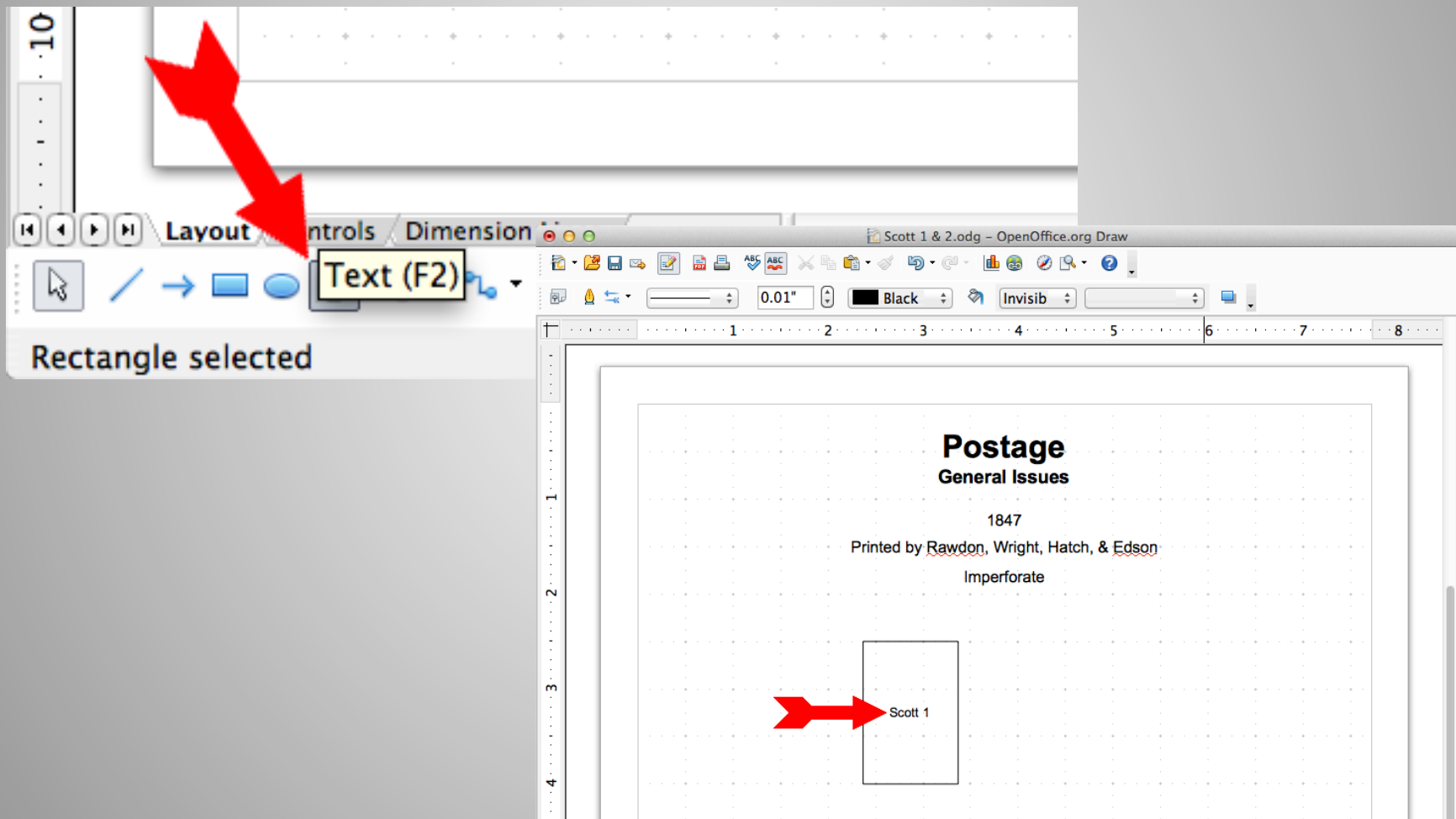
Computers in Philately: Album Pages

Double-Click on Frame & Add Text



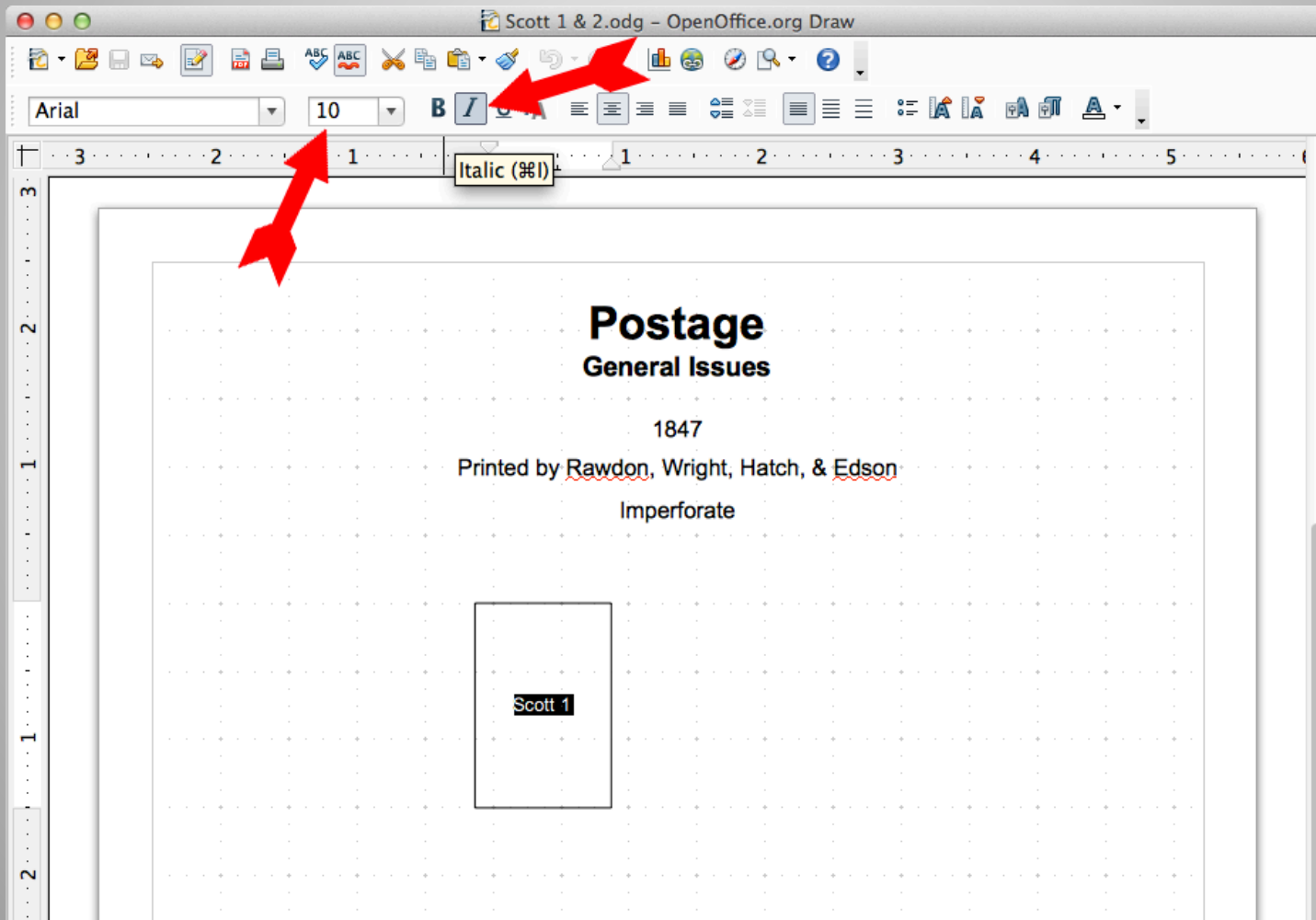
Computers in Philately: Album Pages

Select Text Tool & Add Text



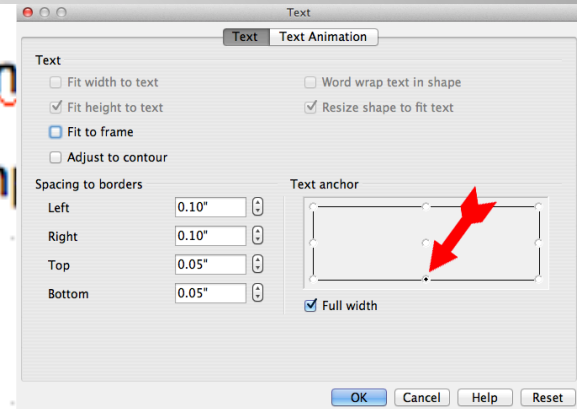
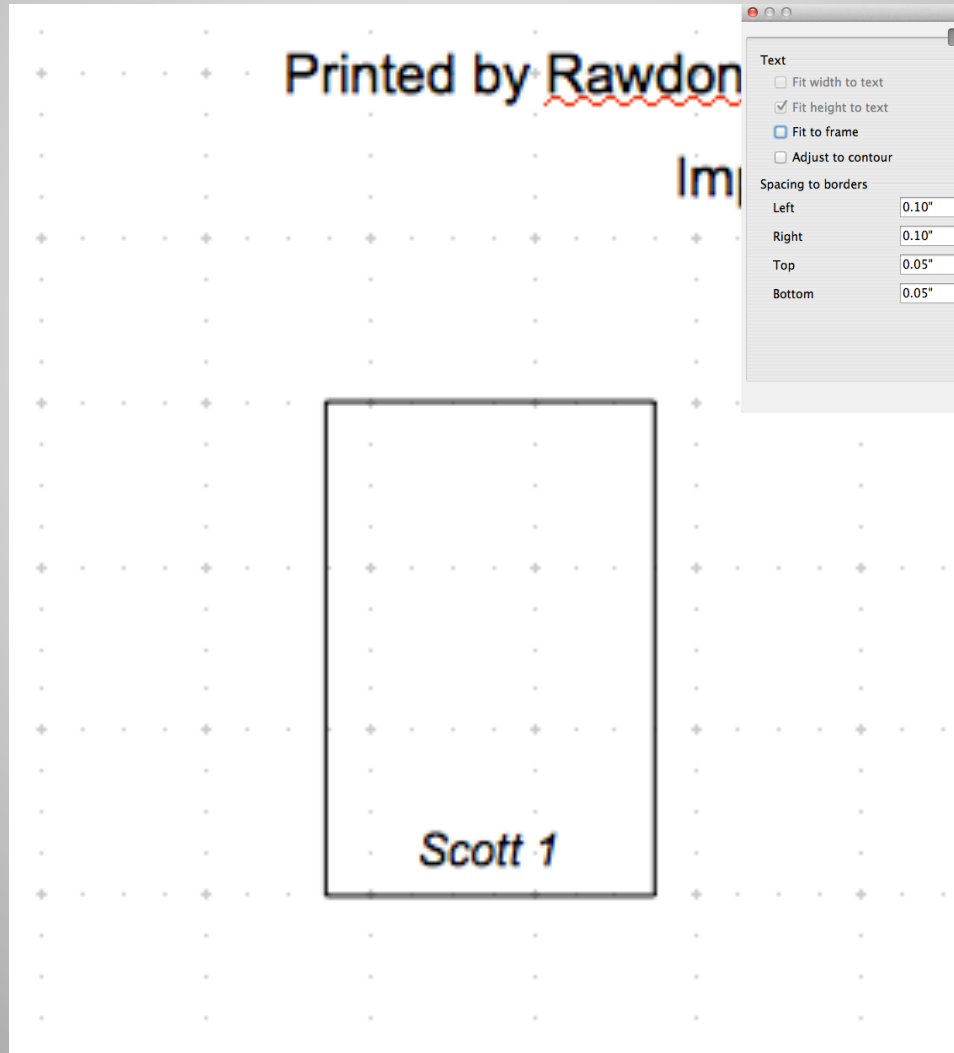
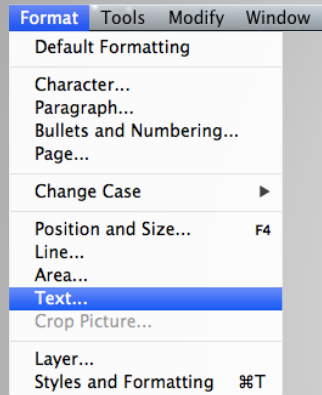
Computers in Philately: Album Pages

Format Text



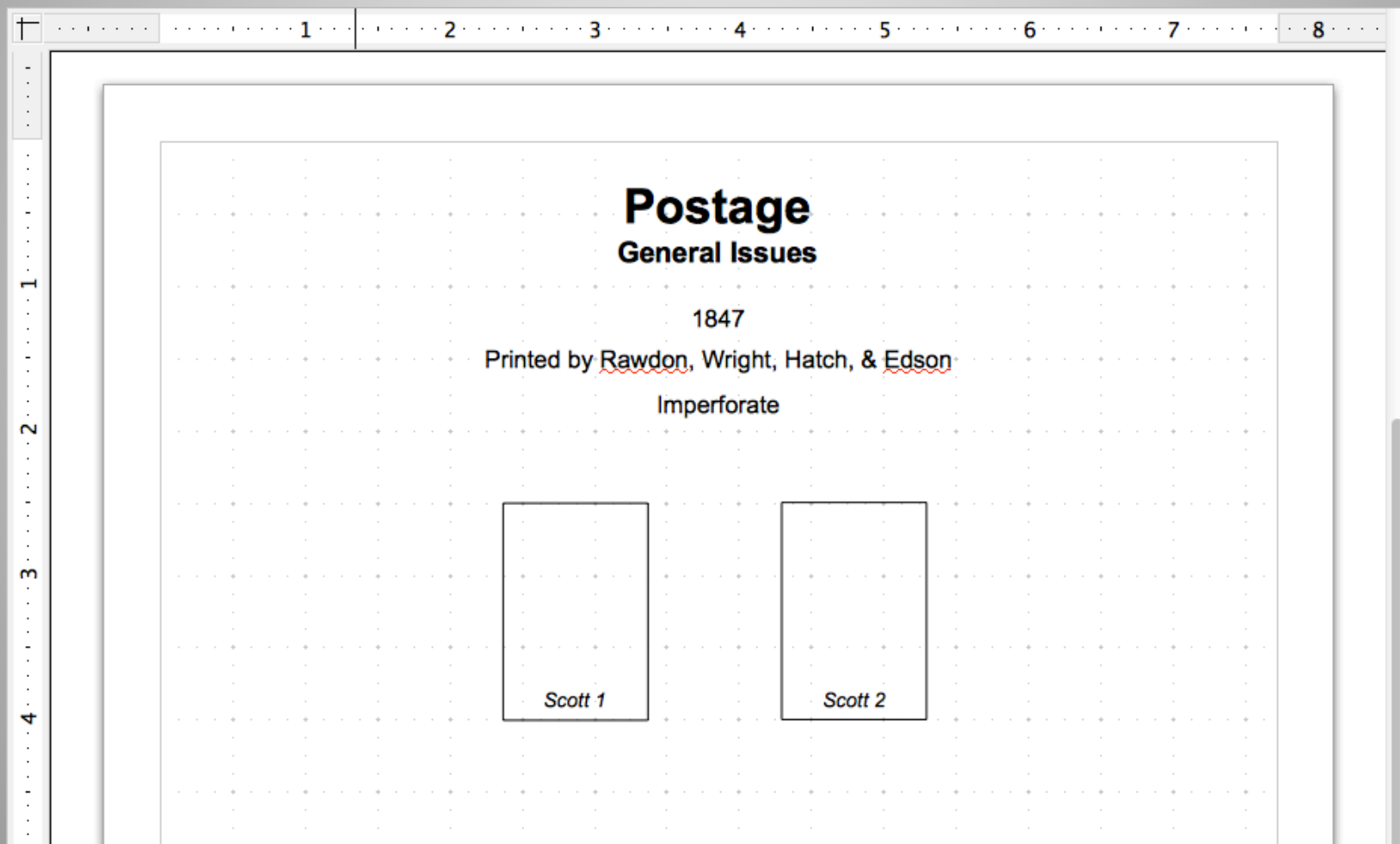
Computers in Philately: Album Pages

Position Text



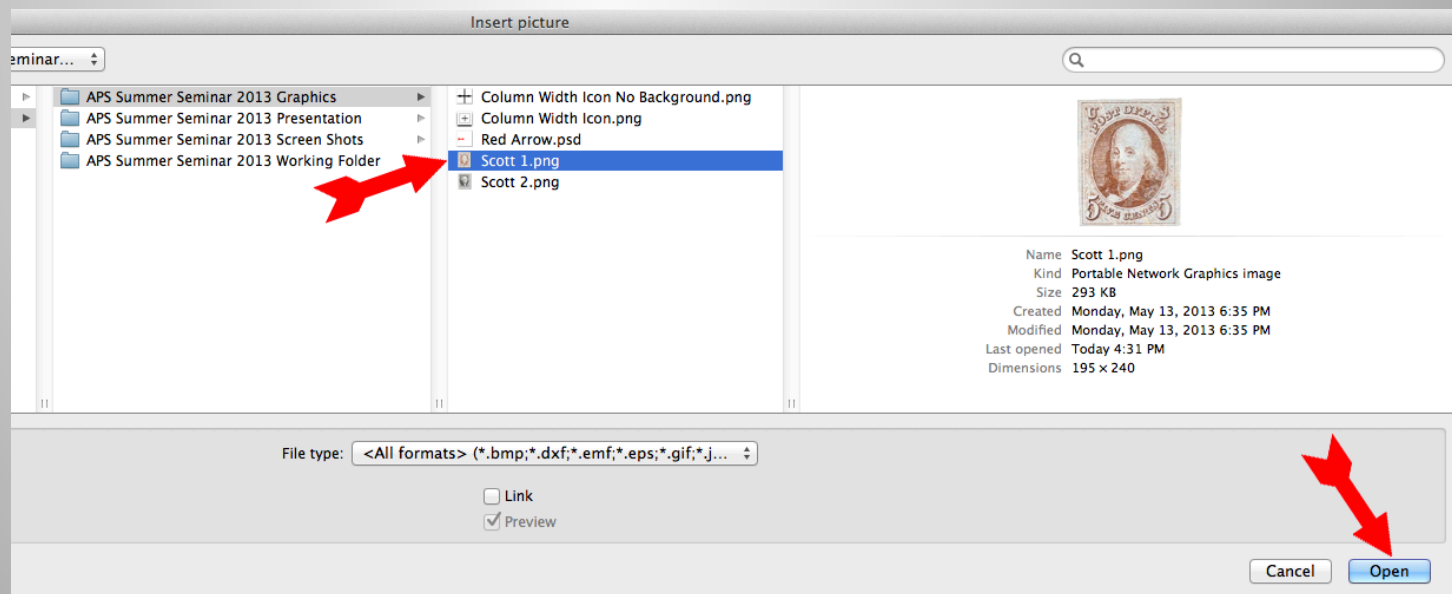
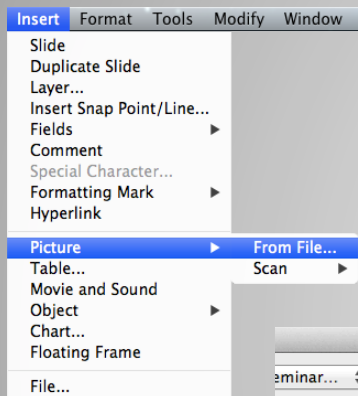
Computers in Philately: Album Pages

Copy & Paste for Scott 2 Space



Computers in Philately: Album Pages

Insert Scott 1 Image



Computers in Philately: Album Pages



Format Scott 1 Image

1 2 3 4 5 6 7 8

Postage
General Issues

1847
Printed by Rawdon, Wright, Hatch, & Edson
Imperforate

1
2
3
4

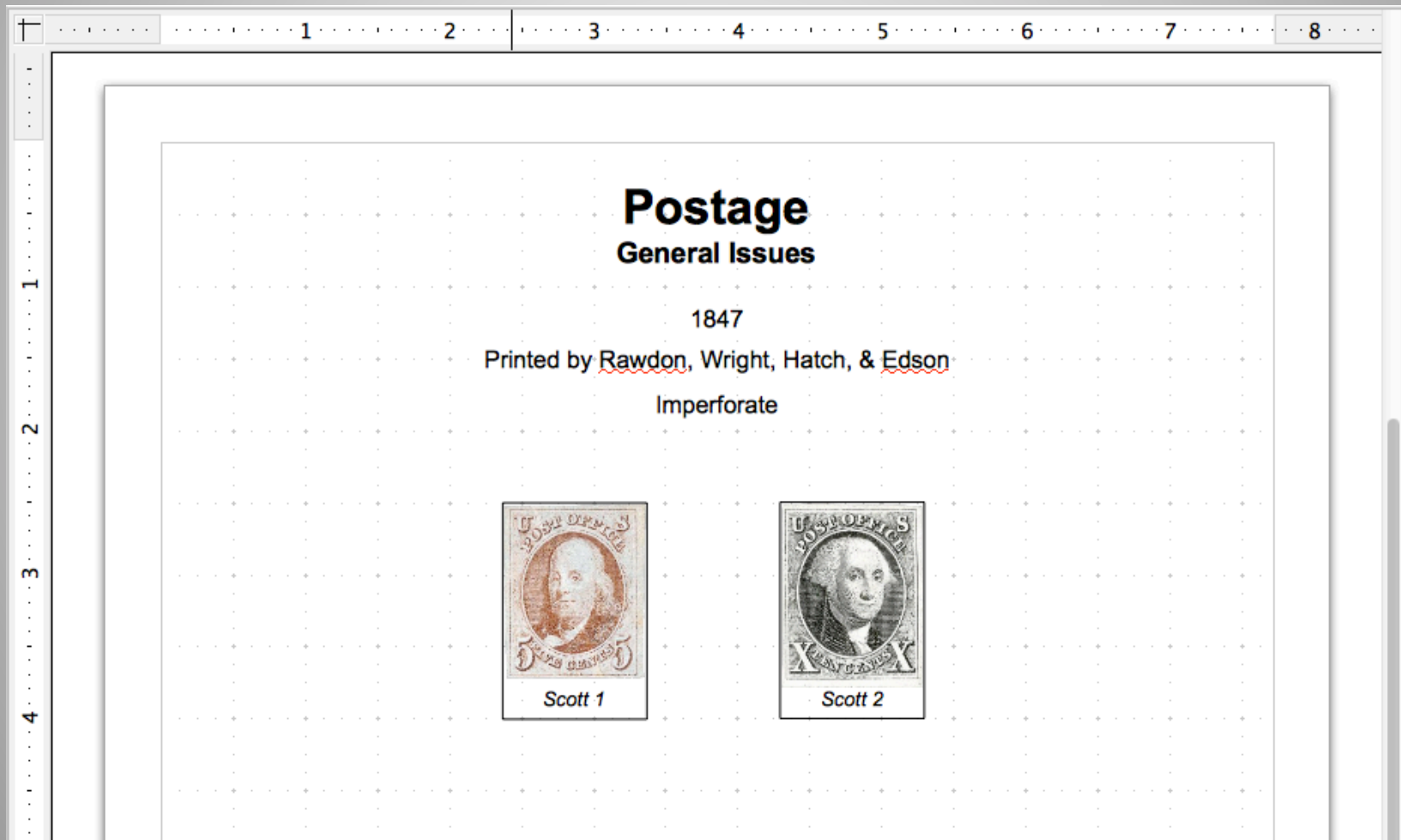


Scott 1

Scott 2

Computers in Philately: Album Pages

Add Scott 2 Image





Computers in Philately: Album Pages

Add Cover Spaces


Postage
General Issues

1847
Printed by Rawdon, Wright, Hatch, & Edson
Imperforate




Scott 1 Scott 2

Scott 1 on Cover



Scott 2 on Cover




Computers in Philately: Album Pages

Add Cover Images


Postage
General Issues

1847
Printed by Rawdon, Wright, Hatch, & Edson
Imperforate




Scott 1 Scott 2

Scott 1 on Cover



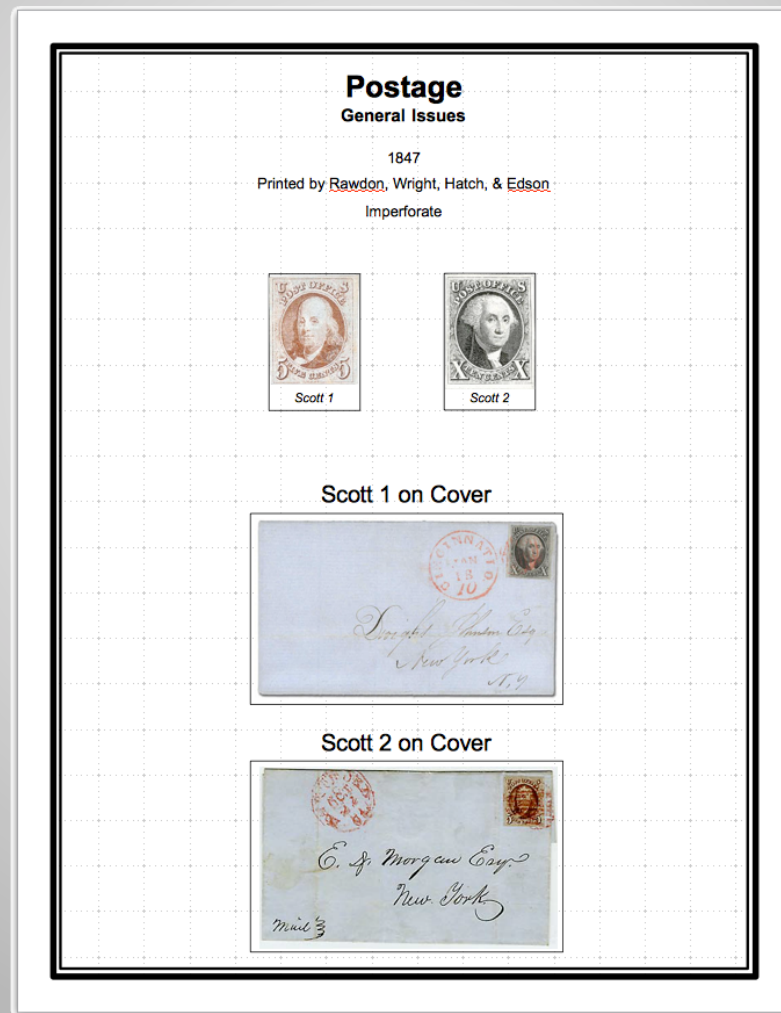
Scott 2 on Cover



The image displays a sample album page for postage stamps. At the top, the title "Postage" is followed by "General Issues". Below this, the year "1847" and the printer "Printed by Rawdon, Wright, Hatch, & Edson" are listed, along with the word "Imperforate". Two postage stamps are shown side-by-side: Scott 1 (Benjamin Franklin) and Scott 2 (George Washington). Below the stamps, two examples of envelopes are shown, each with a stamp and a red circular postmark from New York, dated 13 10. The first envelope is labeled "Scott 1 on Cover" and the second is labeled "Scott 2 on Cover".

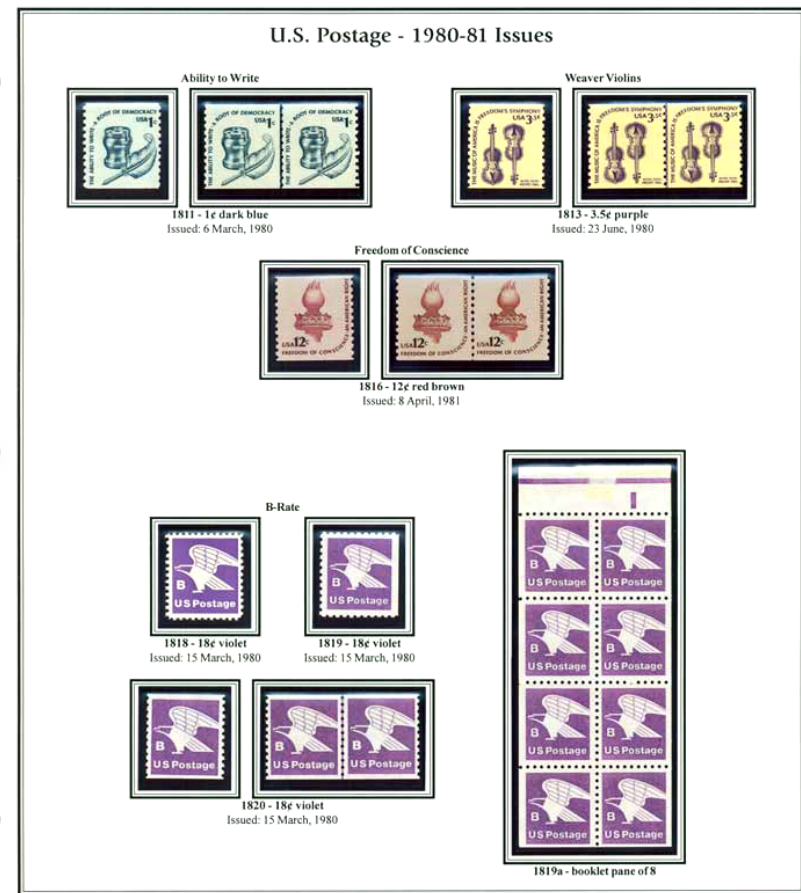
Computers in Philately: Album Pages

Completed Album Page



Computers in Philately: Album Pages

Mixed Format



Computers in Philately: Album Pages

Inconvenient Size



Computers in Philately: Album Pages

Supplementary Information



Computers in Philately: Exhibiting




Computers in Philately: Exhibiting


Leveraging Computer Technology

- Scanning, PhotoShop Elements & OpenOffice
- Creating Album Pages
- EXPONET Online Exhibits


Computers in Philately: Exhibiting Perfins

Danziger  *Lochungen*


In der Sammlung bisher vorhandene Firmenlochungen

	068-2-4	G.C.	GC-7-1
A&S	A&S-3-1	G.F.	
		D.	GFD-4-2
B&E	B&E-2-1	H&R	
BAL	BAL-1-1	Dz.	H&R-3-2
JB	BHJ-1-3	HR	HR-5-1
BO	BO-3-1	H.St.	HST-3-1
C+D		J.H.J.	JHJ-4-1
B	CDB-2-2	JJ	JJ-2-1
DWM	DNN-1-1	LG	LG-2&3-1
D.W.	DW-8-1	LG	LG-5-1
EAB	EAB-1-1	LÖ	LG-11-1
E.D.	ED-7-1	M&L	M&L-1-1
F.A.		M.	M-36-1
J.J.	FAJ-2-2		



16/03/2012 © Peter Witkop, Bonn Seite 1/2

 *Danziger Lochungen* BO


041 I – 046 I Freimarken Ausgabe 01.11.1920 Gültig bis 31.12.1922






053 – 062 Proklamations-Ausgabe 31.01.1921 Gültig bis 31.03.1923




 


072 Freimarken Ausgabe 06.05.1921 Gültig bis 30.06.1922



073 – 086 Freimarken Ausgabe 03.06.1921 Gültig bis 30.09.1923

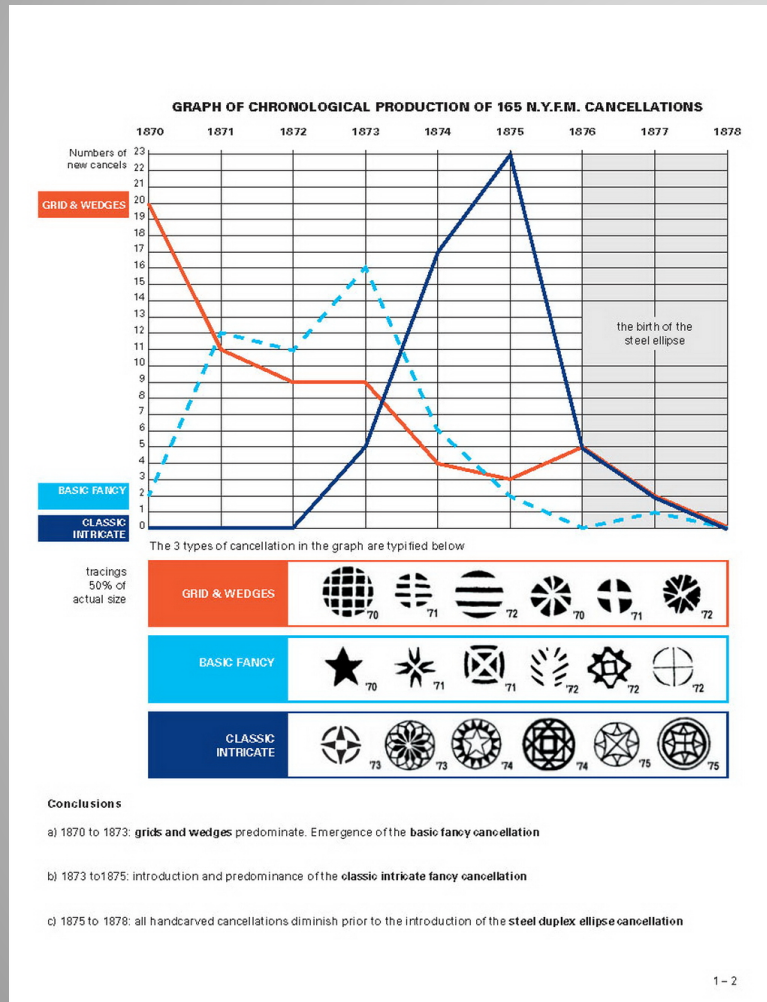
  



16/03/2012 © Peter Witkop, Bonn Seite 2/2

Computers in Philately: Exhibiting Graphs & Cancellations



1871

BASIC FANCY 'FLYING CLOTHES PINS'



3/25/1871
to
9/28/1872

VW S16
WEISS TR-C7
COLE NYFM-84



3/13/1872 to France
The sole example of this cancel reported on a 15c on cover
Following the 90c & 30c the 15c is the scarcest on cover N.Y.F.M. adhesive. From over 1,700 N.Y.F.M. usages, under twenty 15c covers are reported, a 10th of 1%


Postage of 15c paid the French Treaty rate for 10g to 15g via Great Britain



Computers in Philately: Exhibiting Maps


The Canadian Pacific Railway

The "Glenboro" Line



	PROOF	ERD	LRD
W-184	Jan 9, 1887	July 7, 1888	Feb 14, 1899
W-150 (1)	Jan 16, 1894	May 7, 1894	Feb 5, 1912
W-150 (2)	Jan 16, 1894	June 21, 1895	Sept 16, 1908
W-204 (1a)	Nov 6, 1908	May 26, 1931	Dec 18, 1938
W-204 (1b)	Apr. 16, 1912	Aug 5, 1912	June 28, 1918
W-204 (2)	Nov 6, 1908	Dec 15, 1908	Dec 15, 1923
W-205 (1)	June 24, 1939	Nov 14, 1939	Jan 16, 1942
W-205 (2)	Sept 25, 1926	Mar 11, 1933	Apr 21, 1939

W-184: C.P.R. WINNIPEG & GLENBORO / # W-204: WINNIPEG & SOURIS / No.
W-150: SOURIS & WINNIPEG M.C., W-205: WPG & SOURIS R.P.O.




W-184: C.P.R. WINNIPEG & GLENBORO, DE 27 93, E, hammer #1;
Registered cover from Treesbank to Almonte, ON, with transit marks from O-280 and O-257.
RATE: 8c domestic registration.

Railway Post Office Postmarks Used in Southern Manitoba

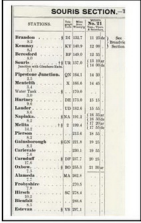
The Canadian Pacific Railway

The "Estevan" Line




	PROOF	ERD	LRD
RR-150	Dec 5, 1892	Dec 26, 1892	Oct 13, 1908
RR-151	Aug 15, 1892	Sept 9, 1892	Nov 5, 1903

RR-150, SOURIS C.P.R. SECTION M.C. / No.2
RR-151, SOURIS (C.P.R.) SECTION / M.C.



Until recently, the Souris Section RPOs were thought to have been used on the "Glenboro" line. The timetable labeled "The Souris Section", however, leads to the proposal that they were used on the Brandon-Napinka-Estevan line. Subsequent examinations of covers confirm the proposal.



RR-150, SOURIS C.P.R. SECTION M.C. / No.2, NO 6 96, E, hammer #2; postcard from Oxbow
(see timetable) to Winnipeg. RATE: 1c domestic postcard rate.

Railway Post Office Postmarks Used in Southern Manitoba

Computers in Philately: Exhibiting Surcharges

1. The Att on Sio Surcharges

Dr. Bradley Type

Siam's 1883 first issue was intended solely for use within the Kingdom. When Siam joined the UPU in 1887, the first regular set of definitive stamps was issued. However, the set lacked a one att value needed to pay the rate for local and inland postcards and wrappers. Initially, the att value of the 1883 first issue was used. By mid-1889, however, supplies of this issue were used up. As a result, the Post and Telegraph Department surcharged the one sio value of the first issue by hand stamp to sheets of 80 to cover the original word "sio" in the value tablet with the word "att" (๑๙). The hand stamps used were prepared from type borrowed from two local printing houses, Bradley's Printing, Publishing and Binding House and the Bangkolem Printing Office and Publishing House, and set up in a composing stick from which a cast was made for use in printing.

Type 1

Hand stamp surcharge applied by the Post and Telegraph Department in August 1889 using type obtained from Dr. Dan Beach Bradley and Bradley's Printing, Publishing and Binding House. Number surcharged: 80,000. There are three subtypes that are traditionally differentiated by the bar at the bottom of the letter "๙". However, a close examination of large multiples shows that the surcharges were frequently over- and under-inked. In some cases, the bar is missing or partial due to under-inking. In other cases, the bar appears complete due to over-inking. Thus, identification of the subtypes cannot rely solely on the appearance of the bar between the two loops of the "๙". Other identifying characteristics are described below.



A - Bar complete. "๙" curved upwards and close to the "๑", the gap measuring 0.6mm to 0.7mm.

B - Bar partial. "๙" flatter and 0.7mm to 0.8mm from the "๑". Acute angled shape to the bottom of the "๙".

C - Bar missing. "๙" flat with curled tail. The gap is wider than in the other types, measuring 0.8mm to 1.0mm.

Errors and Varieties

RPSL Cert. #187649



"๙" short tail



Double surcharge



Tail of "๙" falls to right

Subtype A - Large Block (Positions D1 - J8)



Computers in Philately: Album Pages

Custom Software

- AlbumGen
 - EZSTAMP.COM/ALBUMGEN/INDEX.HTM
- Stamp Album Studio
 - STAMPALBUMSTUDIO.NL/EN
- AlbumPro
 - ALBUMPRO.COM
- Stamp Albums Web
 - STAMPALBUMS.COM
- AlbumEasy (Freeware)
 - THESTAMPWEB.COM
- Many Others...

Computers in Philately: Album Pages

Software

- Adobe InDesign (PC/Mac)
- QuarkXPress (PC/Mac)
- OpenOffice (PC/Mac) [Free]
- NeoOffice (Mac) [Free]
- Microsoft Publisher (PC)
- Microsoft Word (PC/Mac)
- Many, Many Others...

Experiment!

Computers in Philately: Album Pages

Working With Shapes

- Creating
- Customizing
- Positioning

Computers in Philately: Album Pages

Wrapup

- Paper
 - Archival Has Been Co-Opted
 - **Acid And Lignin Free**
 - Heavy Stock
 - “Album” Size Or Letter Size
- Email Address For Copy Of Presentation
- Questions? Comments?