

Computers & Philately Overview



Rochester Philatelic Association

George T. Fekete

March 8, 2018

Computers & Philately Overview

Tools

Computers & Philately Overview

Hardware Tools

- Hardware
 - Computer
 - PC
 - *Mac (Apple)*
 - Custom
 - Scanner

Computers & Philately Overview

Software Tools

- **Productivity Software**
 - *Microsoft Office* (Best in Class)
 - *Apple Office* (Comes with Mac Computer)
 - **Open Source**
 - OpenOffice
 - LibreOffice
 - Other
 - Standalone
 - Cloud-Based
 - Standalone & Cloud-Based
- **Graphics Software**
 - *Adobe Creative Suite* (Best in Class)
 - Photoshop Elements
 - Other

Computers & Philately Overview

Hardware

- Computer
 - Size
 - Footprint
 - Display
 - Peripherals
 - Keyboard
 - Connection Ports
 - Performance
 - CPU (Processing Speed)
 - RAM (Temporary Memory)
- Storage
 - Internal
 - External
 - Disk and/or Solid State
- Scanner
 - Resolution
 - Features
 - Size

Computers & Philately Overview

Productivity Software

- Inventory
- Presentation
- Text Editing/Word Processing

Productivity Software is
Task-Dependent

Computers & Philately Overview

Productivity Software

- Inventory
 - Major Vendors
 - Microsoft Excel
 - Apple Numbers
 - Basic Spreadsheet
 - Advanced Spreadsheet
 - Macros
 - VBA (Visual Basic for Applications)
 - Database
 - Access
 - Filemaker

Computers & Philately Overview

Inventory Spreadsheet with Data

Pan-American Exposition issue inventory Spreadsheet.xlsx

Search in Sheet

Calibri (Body) 12

Home Layout Tables Charts SmartArt Formulas Data Review

Font: Calibri (Body) 12, Bold, Italic, Underline, Text Color, Background Color, Paragraph: Alignment, Number, Conditional Formatting

Format: Normal, Bad, Good, Neutral, Calculation, Check Cell, Explanatory, Input, Linked Cell, Note, Output, Warning Text, Heading 1, Heading 2

	A	B	C	D	E	F	G	H	I	J	K	L	M	N	O	P	Q	R
1			Value								Inventory							
2	Scott Catalog	Condition	VG 50	F 70	F-VF 75	VF 80	VF-XF 85	XF 90	XF-SUP 95	SUP 98	VG 50	F 70	F-VF 75	VF 80	VF-XF 85	XF 90	XF-SUP 95	SUP 98
3	294	Used	0.75	1.2	2.1	3	17.5	70	250	875	0	0	0	1	0	0	0	0
4		Unused OG	3.25	6.25	10	16	20.5	27.5	52.5	110	0	0	0	0	0	0	0	0
5		Mint NH	6.5	14	25	40	57.5	110	325	1300	0	0	0	1	0	0	0	0
6	294a	Used	10500	16500	21000	25000	33500	42500	0	0	0	0	0	0	0	0	0	0
7		Unused OG	5250	7000	10500	12500	22500	40000	0	0	1	0	0	0	0	0	0	0
8		Mint NH	0	0	0	22500	0	0	0	0	0	0	0	0	0	0	0	0
9	295	Used	0.25	0.45	0.75	1	8	45	125	625	0	0	0	1	0	0	0	0
10		Unused OG	3.25	6	9.75	15	20	30	50	90	0	0	0	0	0	0	0	0
11		Mint NH	7	14	23.5	37.5	55	110	400	1000	0	0	0	1	0	0	0	0
12	295a	Used	22500	30000	37500	55000	75000	0	0	0	0	0	0	0	0	0	0	0
13		Unused OG	20000	35000	47500	55000	90000	120000	0	220000	0	0	0	0	0	0	0	0
14		Mint NH	0	0	0	0	0	0	0	0	0	0	0	0	0	0	0	0
15	296	Used	5	8.5	13.5	18	25	110	325	1000	0	0	0	1	0	0	0	0
16		Unused OG	16	30	50	70	80	100	170	325	0	0	0	0	0	0	0	0
17		Mint NH	30	67.5	110	170	220	400	1000	4750	0	0	0	1	0	0	0	0
18	296a	Used	0	0	0	0	0	0	0	0	0	0	0	0	0	0	0	0
19		Unused OG	30000	55000	72500	85000	175000	600000	0	0	0	0	0	0	0	0	0	0
20		Mint NH	0	0	0	0	0	0	0	0	0	0	0	0	0	0	0	0
21	297	Used	4.5	7.5	12	17	35	110	380	1700	0	0	0	1	0	0	0	0
22		Unused OG	17.5	32.5	50	75	90	120	190	375	0	0	0	0	0	0	0	0
23		Mint NH	30	75	120	180	230	375	1100	3750	0	0	0	1	0	0	0	0
24	298	Used	12.5	22.5	37.5	50	77.5	125	500	1750	0	0	0	1	0	0	0	0
25		Unused OG	20	45	62.5	90	105	140	225	400	0	0	0	0	0	0	0	0
26		Mint NH	42.5	97.5	150	230	300	475	1150	3750	0	0	0	1	0	0	0	0
27	299	Used	7.25	12	21	30	57.5	140	525	0	0	0	0	1	0	0	0	0
28		Unused OG	47.5	52.5	80	115	135	175	275	475	0	0	0	0	0	0	0	0
29		Mint NH	52.5	115	195	300	425	800	2250	7250	0	0	0	1	0	0	0	0

Sheet1 Sheet2

Computers & Philately Overview

Inventory Spreadsheet Final Format

Par-American Exposition Issue Inventory Spreadsheet.xlsx

Search in Sheet

Calibri (Body) 12

Home Layout Tables Charts SmartArt Formulas Data Review

Font: Calibri (Body) 12, Bold, Italic, Underline, Text Color, Background Color, Paragraph: Wrap Text, Merge, Conditional Formatting

Number: General

Format: Normal, Bad, Good, Neutral, Calculation, Check Cell, Explanatory, Input, Linked Cell, Note, Output, Warning Text, Heading 1, Heading 2

Cells: Insert, Delete, Format, Themes

	A	B	C	D	E	F	G	H	I	J	K	L	M	N	O	P	Q	R
1	Value										Inventory							
2	Scott	Condition	VG 50	F 70	F-VF 75	VF 80	VF-XF 85	XF 90	XF-SUP 95	SUP 98	VG 50	F 70	F-VF 75	VF 80	VF-XF 85	XF 90	XF-SUP 95	SUP 98
3	294	Used	1	1	2	3	18	70	250	875	-	-	-	1	-	-	-	-
4		Unused OG	3	6	10	16	21	28	53	110	-	-	-	-	-	-	-	-
5		Mint NH	7	14	25	40	58	110	325	1,300	-	-	-	1	-	-	-	-
6	294a	Used	10,500	16,500	21,000	25,000	33,500	42,500	-	-	-	-	-	-	-	-	-	-
7		Unused OG	5,250	7,000	10,500	12,500	22,500	40,000	-	-	1	-	-	-	-	-	-	-
8		Mint NH	-	-	-	22,500	-	-	-	-	-	-	-	-	-	-	-	-
9	295	Used	0	0	1	1	8	45	125	625	-	-	-	1	-	-	-	-
10		Unused OG	3	6	10	15	20	30	50	90	-	-	-	-	-	-	-	-
11		Mint NH	7	14	24	38	55	110	400	1,000	-	-	-	1	-	-	-	-
12	295a	Used	22,500	30,000	37,500	55,000	75,000	-	-	-	-	-	-	-	-	-	-	-
13		Unused OG	20,000	35,000	47,500	55,000	90,000	120,000	-	220,000	-	-	-	-	-	-	-	-
14		Mint NH	-	-	-	-	-	-	-	-	-	-	-	-	-	-	-	-
15	296	Used	5	9	14	18	25	110	325	1,000	-	-	-	1	-	-	-	-
16		Unused OG	16	30	50	70	80	100	170	325	-	-	-	-	-	-	-	-
17		Mint NH	30	68	110	170	220	400	1,000	4,750	-	-	-	1	-	-	-	-
18	296a	Used	-	-	-	-	-	-	-	-	-	-	-	-	-	-	-	-
19		Unused OG	30,000	55,000	72,500	85,000	175,000	600,000	-	-	-	-	-	-	-	-	-	-
20		Mint NH	-	-	-	-	-	-	-	-	-	-	-	-	-	-	-	-
21	297	Used	5	8	12	17	35	110	380	1,700	-	-	-	1	-	-	-	-
22		Unused OG	18	33	50	75	90	120	190	375	-	-	-	-	-	-	-	-
23		Mint NH	30	75	120	180	230	375	1,100	3,750	-	-	-	1	-	-	-	-
24	298	Used	13	23	38	50	78	125	500	1,750	-	-	-	1	-	-	-	-
25		Unused OG	20	45	63	90	105	140	225	400	-	-	-	-	-	-	-	-
26		Mint NH	43	98	150	230	300	475	1,150	3,750	-	-	-	1	-	-	-	-
27	299	Used	7	12	21	30	58	140	525	-	-	-	-	1	-	-	-	-
28		Unused OG	48	53	80	115	135	175	275	475	-	-	-	-	-	-	-	-
29		Mint NH	53	115	195	300	425	800	2,250	7,250	-	-	-	1	-	-	-	-

Sheet1 Sheet2 Sheet3

Computers & Philately Overview

Inventory Spreadsheet Steps

Scott Catalog	Condition	Value	
		VG 50	F 70
294	Used		
	Unused OG		
	Mint NH		
294a	Used		
	Unused OG		
	Mint NH		
295	Used		
	Unused OG		
	Mint NH		

Scott Catalog	Condition	Value	
		VG 50	F 70
294	Used	0.75	1.2
	Unused OG	3.25	6.25
	Mint NH	6.5	14
294a	Used	10500	16500
	Unused OG	5250	7000
	Mint NH	0	0
295	Used	0.25	0.45
	Unused OG	3.25	6
	Mint NH	7	14

Scott Catalogue	Condition	VG 50	F 70
294	Used	1	1
	Unused OG	3	6
	Mint NH	7	14
294a	Used	10,500	16,500
	Unused OG	5,250	7,000
	Mint NH	-	-
295	Used	0	0
	Unused OG	3	6
	Mint NH	7	14

Computers & Philately Overview

Inventory Spreadsheet Printed

Scott		Value								Inventory							
Catalogue	Condition	VG 50	F 70	F-VF 75	VF 80	VF-XF 85	XF 90	XF-SUP 95	SUP 98	VG 50	F 70	F-VF 75	VF 80	VF-XF 85	XF 90	XF-SUP 95	SUP 98
294	Used	1	1	2	3	18	70	250	875	-	-	-	1	-	-	-	-
	Unused OG	3	6	10	16	21	28	53	110	-	-	-	-	-	-	-	-
	Mint NH	7	14	25	40	58	110	325	1,300	-	-	-	1	-	-	-	-
294a	Used	10,500	16,500	21,000	25,000	33,500	42,500	-	-	-	-	-	-	-	-	-	-
	Unused OG	5,250	7,000	10,500	12,500	22,500	40,000	-	-	1	-	-	-	-	-	-	-
	Mint NH	-	-	-	22,500	-	-	-	-	-	-	-	-	-	-	-	-
295	Used	0	0	1	1	8	45	125	625	-	-	-	1	-	-	-	-
	Unused OG	3	6	10	15	20	30	50	90	-	-	-	-	-	-	-	-
	Mint NH	7	14	24	38	55	110	400	1,000	-	-	-	1	-	-	-	-
295a	Used	22,500	30,000	37,500	55,000	75,000	-	-	-	-	-	-	-	-	-	-	-
	Unused OG	20,000	35,000	47,500	55,000	90,000	120,000	-	220,000	-	-	-	-	-	-	-	-
	Mint NH	-	-	-	-	-	-	-	-	-	-	-	-	-	-	-	-
296	Used	5	9	14	18	25	110	325	1,000	-	-	-	1	-	-	-	-
	Unused OG	16	30	50	70	80	100	170	325	-	-	-	-	-	-	-	-
	Mint NH	30	68	110	170	220	400	1,000	4,750	-	-	-	1	-	-	-	-
296a	Used	-	-	-	-	-	-	-	-	-	-	-	-	-	-	-	-
	Unused OG	30,000	55,000	72,500	85,000	175,000	600,000	-	-	-	-	-	-	-	-	-	-
	Mint NH	-	-	-	-	-	-	-	-	-	-	-	-	-	-	-	-
297	Used	5	8	12	17	35	110	380	1,700	-	-	-	1	-	-	-	-
	Unused OG	18	33	50	75	90	120	190	375	-	-	-	-	-	-	-	-
	Mint NH	30	75	120	180	230	375	1,100	3,750	-	-	-	1	-	-	-	-
298	Used	13	23	38	50	78	125	500	1,750	-	-	-	1	-	-	-	-
	Unused OG	20	45	63	90	105	140	225	400	-	-	-	-	-	-	-	-
	Mint NH	43	98	150	230	300	475	1,150	3,750	-	-	-	1	-	-	-	-
299	Used	7	12	21	30	58	140	525	-	-	-	-	1	-	-	-	-
	Unused OG	48	53	80	115	135	175	275	475	-	-	-	-	-	-	-	-
	Mint NH	53	115	195	300	425	800	2,250	7,250	-	-	-	1	-	-	-	-

Computers & Philately Overview

Productivity Software

- Presentation
 - Major Vendors
 - Microsoft PowerPoint
 - Apple Keynote

Computers & Philately Overview

Text Editing/Word Processing

Computers & Philately Overview



Rochester Philatelic Association
George T. Fekete
March 8, 2018

Computers & Philately Overview

Productivity Software




- Text Editing/Word Processing
 - Major Vendors
 - Microsoft Word
 - Apple Pages
 - Album Pages
 - Exhibit Pages
 - Publishing (e.g. Newsletters; Articles)

Computers & Philately Overview


Text Editing/Word Processing

Pan American Exposition Issue

Normal Printing



Inverted Printing



Notes

- Acid-Free Paper
- Moderately-Heavy Stock
- Free Templates
- Commercial Templates

Computers & Philately Overview

Text Editing/Word Processing

U.S. Postage - 1913-15 Issues



U.S. Postage - 1980-81 Issues



Computers & Philately Overview

Text Editing/Word Processing

Rochester's Topical Headquarters



**ROPEX
Super
Booth
#28**

Andy Hale Buys & Sells The World

Belgium • British Commonwealth • Canada
China • France • Germany • Israel • Japan
Korea • Netherlands • United States
Classic U.S. Stamps & Covers • Topicals

We carry a complete line of philatelic supplies.

COUPON COUPON COUPON
Stop and see us at ROPEX
 Webster Community Field House, Webster, NY
 June 18, 19, 20, 2004
 20% off Stamp Supplies **20%**
 20% off Retail (Not Special Priced Items)
 WITH THIS COUPON (Expires Sat. 7-17-04)
 McLeod Stamp & Coin, Rochester, NY

Store Hours
Tuesday, Thursday, Friday
 10:30 am - 6:00 pm
Wednesday
 10:30 am - 7:30 pm
Saturday
 10:30 am - 3:00 pm
Closed Sunday & Monday

ANDY HALE

McLeod Stamp & Coin Co.
 2423 Monroe Avenue, Rochester, NY
 Corner of Edgewood & Monroe

No Mail Services Offered



585-244-0240



National Stamp Show World Series of Philately **ROPEX 2004** June 18 - 20, 2004



Photo by Ted Mraz

Celebrating the Birds of North America

Webster Community Field House
 800 Five Mile Line Road
 Webster, NY 14580

Presented by the Rochester Philatelic Association, Inc.
 P.O. Box 10206 Brighton Station
 Rochester, NY 14610-0206
www.geocities.com/rpastamps

Computers & Philately Overview

Text Editing/Word Processing

In Memoriam

Longtime RPA member Betty V. "Dusty" Miller passed away last November, a few days before her 85th birthday.

Dusty was a vibrant, friendly person, greeting everyone with a cheery "Hello, Love." A native of Yorkshire, England, Dusty came to the U.S. after serving in the Royal Air Force during World War II. She moved to East Rochester in 1956 and joined the RPA in 1975. She served several terms as club treasurer and at-large board member. In 1997 Dusty was honored with the Warren Stevens Memorial Award for outstanding contributions to RPA.



She served for many years on the ROPEX show committee, and when her health no longer allowed her to take a more active role, she assumed the position of "spiritual advisor" to the committee, saying she would try to lift our spirits. (She did.)

Dusty loved covers and post cards, birds and bicycles, hockey and beer. She never owned a car or a house, but she journeyed all over the world, including Alaska's remote Pribilof Islands and Fiji. She took pictures, especially of her beloved birds, everywhere she traveled.

An avid bicyclist, Dusty rode her first "century" (a 100 mile bicycle ride in a single day) in 1936, and she celebrated her 60th birthday in 1978 with a 60 mile ride with friends from her bike club. She figured that by the time she had to give up bicycling in the late 1990s she had traveled the equivalent of several times around the earth.

Thus we have chosen a miniature bicycle (from her own collection) to adorn the new Dusty Miller Award for the best exhibit of postal history by an RPA member, which will be given for the first time at ROPEX 2004.

RPA member Ray Stone has included a tribute to Dusty in his exhibit of First Day Covers of the 5.9 cent bicycle coil stamp. You can view it in Frame 235 in the exhibit area.



Exhibits by Frame Number

- 51 - 55 *Corning, New York Postal History* **Alan Parsons*** [Postal]
Rates, markings and services used for mail handled by Corning Post Office and five discontinued post offices absorbed by Corning P.O., 1840 to date.
- 56 - 65 *Postal History of New York City in the 19th Century*
Daniel A. Brouillette [Postal]
A study of the Government Mails into, out of and through NYC in the 1800's including cancels, rates, routes, special services and foreign mails.
- 66 - 70 *19th Century Ocean Mail to, from and through New York City*
Martin Margulis [Postal]
An examination of mail routed through New York City by various transportation methods and the path it took, including picture postcards showing images of the era.
- 71 *New York State RFD Hand Cancels* **William J. Hart** [Postal]
Government and private issue hand cancellations are used to illustrate all facets of RFD service in New York State.
- 72 *Utica New York's Stampless Handstamp Markings*
Ellen N. Rose [Postal]
A study of Utica's handstamp markings throughout the prestamp and stampless periods.
- 73 - 74 *Auburn, NY Stampless Covers* **Heather Sweeting** [Postal]
Collection of Auburn, Cayuga County and NY stampless covers with various frankings.
- 75 - 76 *Mail to and from Austin, Texas 1847 - 1899 - A Survey*
Martin Margulis [Postal]
This is a brief exhibit covering 19th century mail to and from Austin, including pre-Civil War, Civil War and post-Civil War philately.
- New Jersey Postal History Society
- 77 - 80 *New Brunswick, New Jersey Postal History*
Nathan Zankel [Postal]
A brief study of postmarks, cancellations and other items of the Colonial era to 1900.
- 81 - 90 *New Jersey Stampless Covers: Handstamp Marcophilily, 1775 - 1855*
Robert G. Rose [Postal]
Handstamped town markings applied to the mails beginning with New Jersey's first Revolutionary War handstamp through the end of the stampless period in 1855.

Computers & Philately Overview

Text Editing/Word Processing

Exhibits by Frame Number

Vermont Philatelic Society

- 9I - 100 *U.S. Classic Issues 1845 - 1888: A Selection of Vermont Usages*
Paul G. Abajian [Postal]

Classic U.S. stamps including the Brattleboro Provisional, Scott #1, 2, 7 to 17, plus many others, including uses to foreign shores.

- 10I - 110 *Machine Cancellations of Vermont, 1897 - 1940*

Paul G. Abajian [Postal]

Machine cancellations of VT including all of the recorded rarities plus a large showing of the town usages, approximately 98% complete.

Maine Philatelic Society (Also, see Frame 10)

- 11I - 115 *Free Markings Used in Maine 1790 - 1847*

Nancy & Douglas Clark* [Postal]

Applied to covers by handstamp and by manuscript, the FREE marking covered the special circumstances allowing mail to be sent and received at no charge.

- 116 - 117 *Maine Stampless Period Forwarded Mail*

Nancy & Douglas Clark* [Postal]

Mail forwarded, and mis-sent and forwarded in Maine during the pre-adhesive period. Mail forwarded required a fee be charged; mail mis-sent and forwarded did not.

* *End of State Postal History Exhibits **

- 118 *United States of America: Evolution of the Nonprofit Bulk Rate*
Stephen L. Suffet* [Postal]

Exhibit traces origins of special 3rd class rate category for articles mailed in bulk by authorized nonprofit organizations.

- 119 - 122 *5 Cent Circus Wagon - Syracuse's Transportation Coil*

Raymond M. Stone* [Illustrated Mail]

First day cover exhibit on the 5 cent circus wagon transportation coil stamp issued on August 31, 1990 in Syracuse, NY.

- 123 - 130 *First Issue U.S. Stamped Envelopes 1853 - 1860*

Dr. Louis T. Call [Postal]

Examples of dies, knives, Nesbit seals, watermarks, papers and more.

- 131 - 140 *Woody Guthrie: His Life and His Songs*

Stephen L. Suffet* [Display]

Woody Guthrie's life and song lyrics illustrated with stamps, covers, postal stationery and other philatelic material, enhanced by various non-philatelic items.

Birds on Stamps

Mankind has always been fascinated by birds - their breathtaking beauty, their musical calls and songs, and their freedom to take to the air at will. Birds are a part of how we view the world - the first robin signifies that spring has arrived, while the honking geese of migrating geese in the fall warn us that winter is near. Owls symbolize wisdom, while hawks and doves stand for war and peace.



Photo by David Peil



Photo by David Peil

We have a national bird, the bald eagle, and a New York state bird, the Eastern Bluebird. Ironically neither are commonly seen, although the bluebird's near relative, the American robin, is known to almost everyone. About 10,000 species of birds exist worldwide; more than 450 species have been seen at least once in New York State.

Birds have inspired poets, songwriters, musicians and photographers. And they have been the favored subjects of many gifted painters. James John Audubon is perhaps the best known American bird painter. His likeness has been on two U.S. postage stamps, while reproductions of his art have graced four others. Today Audubon Societies, devoted to promoting the appreciation of birds and protecting their habitats, are found throughout the nation.



John James Audubon (1795-1835)



Another artist inspired by birds, however, has had his work featured on no less than fifty American stamps! Arthur Singer (1917 - 1990) painted the beautiful bird portraits of the 50-stamp set of State Birds and Flowers issued in 1982.

Even when several states had chosen the same bird, Singer produced an entirely new bird picture for each of the fifty stamps. Arthur Singer, whose work illustrating field guides helped many birders get a start in learning to identify birds, worked on the art for the stamps with his son, Rochester resident Alan Singer, who painted the flowers for the fifty stamps. Their joint effort resulted in one of the best-loved sets of stamps of the Twentieth Century. ROPEX 2004 is very pleased that Alan Singer, co-designer of the fifty State Birds and Flowers stamps, will be our banquet speaker. In his presentation, *Illustrating Birds and Flowers for the U.S. Postal Services*, he will describe his experience designing these wonderful stamps. Alan Singer is a professor of art at the Rochester Institute of Technology.

- Ada M. Peill

Computers & Philately Overview

Graphics

Computers & Philately Overview

Graphics Software

- Image
 - Raster (Pixel-Based)
 - Vector (Math-Based)
 - Other (e.g. Dreamweaver)
 - Photoshop Elements (PSE)
- Tool
 - Adobe Creative Suite
 - Photoshop (Raster Graphics)
 - Illustrator (Vector Graphics)
 - InDesign (Publishing)
 - Format
 - JPEG
 - PDF
 - PNG
 - GIF
 - PSD

Computers & Philately Overview

Graphics Lingo

- Pixel
 - Tiny Colored Square
 - ~72 Pixels Per Inch
- Color
 - RGB, Grayscale or Black & White
 - CMYK for High Quality Printing
 - Professional Level Software

Computers & Philately Overview

Image Lingo

- Resolution
 - Pixels Per Inch (ppi)
 - Typically, Each Pixel Represents
 - One of 16.7 Million Colors
 - One of 256 Shades of Gray
 - Measure of Monitor Pixel Density
 - Dots Per Inch (dpi)
 - Measure of Printed Image Density
 - Printers & Scanners
 - Often (Mistakenly) Used Interchangeably with ppi

Computers & Philately Overview

Pixelation



Resolution: 600 dpi



Resolution: 72 dpi



Resolution: 36 dpi

Computers & Philately Overview

Typical File Types

	TIFF	PNG	JPEG	GIF
Full Name	Tagged Image File Format	Portable Network Graphics	Joint Photographic Experts Group	Graphical Interchange Format
Compression	Lossless	Lossless	Lossy	Lossy
Editing	Retains Clarity	Retains Clarity	Loses Clarity	Loses Clarity
Color Palette	16.7 Million	256	16.7 Million	256
When To Use	<ul style="list-style-type: none"> • Scanning • Desktop Publishing 	<ul style="list-style-type: none"> • Photos • Images • Transparency 	<ul style="list-style-type: none"> • Photos • Images • Background 	<ul style="list-style-type: none"> • Photos • Images • Transparency
Primary Use	<ul style="list-style-type: none"> • Printing 	<ul style="list-style-type: none"> • Web 	<ul style="list-style-type: none"> • Multimedia 	<ul style="list-style-type: none"> • Web

Other

- PSD (Photoshop File): typically the working document in Photoshop or Photoshop Elements
- PDF (Portable Document Format): generally used to share documents with others who have different software or platforms

Computers & Philately Overview

Image File Types



File Type: JPEG
Dimensions: 400×394
Size: 162 KB



File Type: PDF
Dimensions: 48×47
Size: 496 KB



File Type: GIF
Dimensions: 400×394
Size: 209 KB



File Type: PNG
Dimensions: 400×394
Size: 369 KB

Computers & Philately Overview

Typical Scanning Parameters

- Resolution
 - Inkjet Printer
 - Typically 300–720 dpi
 - Laser Printer
 - Consumer: 600 dpi
 - High-End Production: 2400 dpi
 - Photographs
 - 300 X Output
Dimension in Inches
- Mode
 - Color
 - Grayscale
 - Black & White
- File Format
 - JPEG
 - TIFF
 - PDF

Capture Optimal
Amount of Data!
(Think Film)

Computers & Philately Overview

Best Practices

- Original File
 - High Resolution TIFF or PSD
 - PNG
 - GIF
 - PDF
- Working File
 - Duplicate Original File
 - Image Manipulation
 - Enhancement
 - Use Layers Effectively
- Final Image
 - JPEG


Computers & Philately Overview

Useful Techniques

- Basic Image Editing
 - Simple Editing
 - Perforations
 - Fake
 - Trimmed
 - Layers
 - Perforations
 - Fake
- Advanced Image Editing
 - Background Removal
 - Cancel Isolation

Computers & Philately Overview

Fake vs. Genuine Perforations



Computers & Philately Overview

Scott 387 Fake Perforations



Computers & Philately Overview

Scott 441 Trimmed Perforations



Computers & Philately Overview

Scott 387 Fake Perforations



Computers & Philately Overview

Scott 387 Fake Perforations



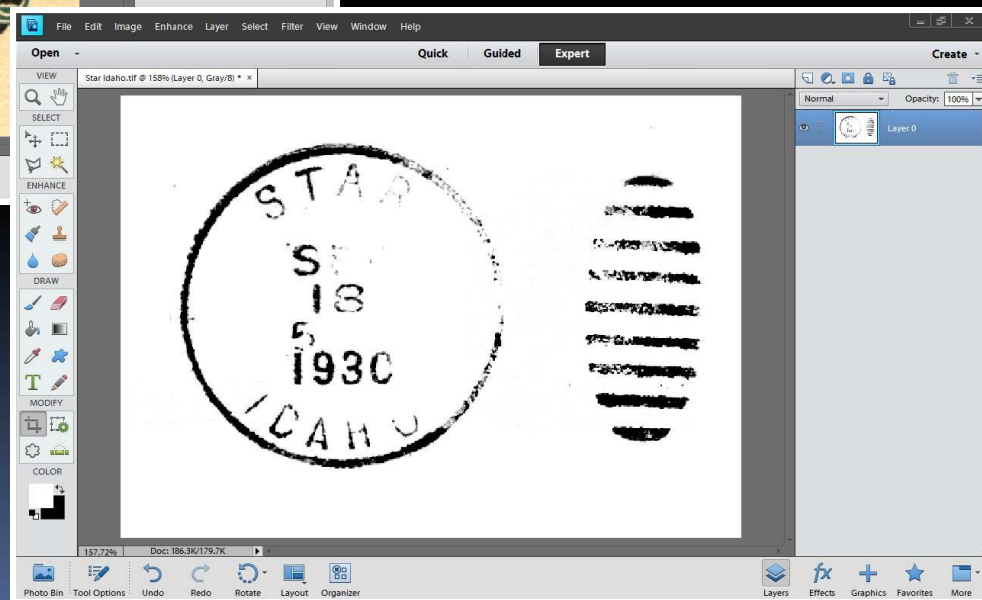
Computers & Philately Overview

Background Removal



Cropped Original

Isolated Cancel



Computers & Philately Overview

Background Removal

The screenshot displays the Adobe Photoshop interface with the 'Expert' workspace selected. The main canvas shows a postage stamp with a circular postmark that reads 'STAR SEP 18 5 1930' and a green Jefferson stamp. The background is a light yellowish-tan color. The left sidebar contains various tool panels: VIEW, SELECT, ENHANCE, DRAW, MODIFY, and COLOR. The top menu bar includes File, Edit, Image, Enhance, Layer, Select, Filter, View, Window, and Help. The top toolbar shows 'Quick', 'Guided', and 'Expert' modes. The right sidebar shows the 'Layers' panel with 'Layer 0' selected and the 'History' panel with the 'Crop' action highlighted. A red arrow points from a box labeled 'Crop Original' to the 'Crop' option in the History panel.

Star Idaho.tif @ 147% (Layer 0, RGB/8) * x

Normal Opacity: 100%

Layer 0

Star Idaho.tif

- Open
- Make Layer
- Straighten Tool
- Crop

146,94% Doc: 601.1K/601.1K

Photo Bin Tool Options Undo Redo Rotate Layout Organizer Layers Effects

Computers & Philately Overview

Background Removal

The screenshot displays the Adobe Photoshop interface with the 'Expert' workspace. The main canvas shows a postage stamp with a circular postmark reading 'STAR SEP 18 5 1930' and a portrait of Jefferson. A 'Replace Color' dialog box is open, showing the 'Selection' tab. The 'Localized Color Clusters' are selected, and the 'Color' is set to a beige swatch. The 'Fuzziness' is set to 26. A red arrow points from a box labeled 'Remove Beige' to the dialog box. The 'Replace Color' dialog box also shows the 'Replacement' section with Hue, Saturation, and Lightness sliders all set to 0.

Star Idaho.tif @ 147% (Layer 0, RGB/8) * x

VIEW

SELECT

ENHANCE

DRAW

MODIFY

COLOR

146,94% Doc: 601.1K/601.1K

Layers Effects Graphics Favorites

Replace Color

Learn more about: [Replace Color](#)

Selection

Localized Color Clusters

Selection Image

Color: [Swatch]

Fuzziness: [Slider] 26

Preview

Replacement

Hue: [Slider] 0

Saturation: [Slider] 0

Lightness: [Slider] 0

Result

Remove Beige

Computers & Philately Overview

Background Removal

The screenshot displays the Adobe Photoshop interface with a postage stamp being edited. The stamp has a circular postmark that reads "STAR SEP 18 5 1930" and a portrait of Thomas Jefferson. A "Replace Color" dialog box is open, showing the "Lighten Image" instruction and a red arrow pointing to the "Lightness" slider, which is set to +93. The "Replace Color" dialog box also shows the "Selection" section with "Localized Color Clusters" checked and "Fuzziness" set to 128. The "Replacement" section shows "Hue" at 0, "Saturation" at 0, and "Lightness" at +93. The Photoshop interface includes the menu bar (File, Edit, Image, Enhance, Layer, Select, Filter, View, Window, Help), the toolbar on the left, and the bottom status bar showing "146,94%" zoom and "Doc: 601.1K/601.1K".

Computers & Philately Overview

Background Removal

The screenshot displays the Adobe Photoshop interface with a postage stamp from Star, Idaho, dated September 18, 1930. The stamp is being processed in the 'Expert' workspace. The 'Layers' panel on the right shows 'Layer 0' selected. A red arrow points from a box labeled 'Gray Channel' to the 'Levels' dialog box. The 'Levels' dialog box is open, showing the 'Channel' set to 'Gray'. The histogram shows the distribution of gray tones, and the 'Input Levels' and 'Output Levels' sliders are visible. The 'Preview' checkbox is checked.

Star Idaho.tif @ 147% (Layer 0, Gray/8) x

VIEW

SELECT

ENHANCE

DRAW

MODIFY

COLOR

146,94% Doc: 200.4K/193.3K

Layers Effects

Levels

Learn more about: Levels

Channel: Gray

Input Levels:

Output Levels:

OK Cancel Reset Auto

Preview

Gray Channel

Computers & Philately Overview

Background Removal

The screenshot shows the Adobe Photoshop interface with the 'Expert' workspace. The main canvas displays a circular postmark with the text 'STAR SEP 18 5 1930 IDAHO'. The 'Levels' dialog box is open, showing the 'Gray' channel histogram and the 'Reduce Whites' adjustment. A red arrow points from the 'Reduce Whites' text box to the 'Levels' dialog.

Reduce Whites

Levels

Learn more about: [Levels](#)

Channel: Gray

Input Levels:

0 1.00 199

Output Levels:

0 255

OK Cancel Reset Auto

Preview

Computers & Philately Overview

Background Removal

The screenshot shows the Adobe Photoshop interface with the 'Expert' workspace. The main canvas displays a circular postmark with the text 'STAR IDAHO SEP 18 5 1930' and a vertical postmark with horizontal lines. The 'Levels' dialog box is open, showing the 'Gray' channel with input levels of 129 and 255, and output levels of 0 and 255. A red arrow points from a box labeled 'Reduce Blacks' to the 'Levels' dialog.

Star Idaho.tif @ 147% (Layer 0, Gray/8) * x

VIEW

SELECT

ENHANCE

DRAW

MODIFY

COLOR

146,94% Doc: 200.4K/200.4K

Photo Bin Tool Options Undo Redo Rotate Layout Organizer Layers Effects

Normal Opacity: 100%

Layer 0

Levels

Learn more about: Levels

Channel: Gray

Input Levels:

129 1.00 255

Output Levels:

0 255

OK Cancel Reset Auto

Preview

Reduce Blacks

Computers & Philately Overview

Background Removal

The screenshot shows the Adobe Photoshop interface with the 'Expert' workspace. The main canvas displays a circular postmark with the text "STAR IDAHO SEP 18 5 1930" and a vertical postmark with horizontal lines. The 'Levels' dialog box is open, showing the 'Gray' channel with input levels from 129 to 255 and output levels from 0 to 255. A red arrow points from a box labeled "Final Image" to the 'Levels' dialog.

Star Idaho.tif @ 147% (Layer 0, Gray/8) * x

VIEW

SELECT

ENHANCE

DRAW

MODIFY

COLOR

146,94% Doc: 200.4K/200.4K

Photo Bin Tool Options Undo Redo Rotate Layout Organizer Layers Effects

Normal Opacity: 100%

Layer 0

Final Image

Levels

Learn more about: Levels

Channel: Gray

Input Levels:

129 1.00 255

Output Levels:

0 255

OK Cancel Reset Auto Preview

Computers & Philately Overview

Background Removal

The Censors: Quality and Quality Control

The skills and temperaments of the Russian military censors were so uneven that quality control was instituted at the LMCCs. Already-censored mail was censored yet again at random, and sometimes even a third and a fourth time, to ensure that the apparatus was working properly.

A well-censored card to Hannover from a German officer POW at Krasnaya Ryechka near Khabarovsk, sent in April 1916. The commander of the 305th Vyatka *Druzhina* of Foot (the unit guarding the prisoners), applied his unit's circular cachet at Krasnaya Ryechka. The card was then censored a second time at Novo-Aleksandrovskaya Pristan' (Wharf), forwarded to Khabarovsk where it was censored again, and then finally routed to Vladivostok, where it received two control marks and yet another censor mark.



ПРОСМОТРЕНО.
Завывающий Военнопленные
и Александровской пристани

"Examined.
POW Supervisor
at N.-Aleksandrovskaya Wharf"

ЦЕНЗ.

"Tsenz. [ura]"
(Khabarovsk)

Вскрыто военной цензурой
ВЛАДИВОСТОКЪ.
Военный цензоръ № 4

"Opened by military censorship
VLADIVOSTOK
Military Censor No. 4"



Vladivostok sorter mark "5"
and control mark "4."



Source: Exponet
*Military Censorship in Imperial
Russia 1904–1917*
by
David M. Skipton

Computers & Philately Overview

Reference

- *Scott Specialized Catalogue of United States Stamps & Covers (2018)*
- Website: Stamp Smarter
 - WWW.STAMPSMARTER.COM/1847USA/1847HOME.HTML
(Formerly WWW.1847USA.COM)
 - Comprehensive U.S. Stamps Resource
 - Years: 1847–2016
 - Basic Information, Plating, Fancy Cancells, Checklist, Washington-Franklin Identifier, Perfin Census & Much More
- Website: Exponet
 - [HTTP://WWW.EXPONET.INFO/INDEX.PHP?LNG=EN](http://WWW.EXPONET.INFO/INDEX.PHP?LNG=EN)
 - Extensive Online Collection of Exhibits
- Website: Jim's Stamp Album
 - ALBUM.DWEEB.ORG
 - Excellent Examples of Custom Album Pages
 - Years 1883–2008

Computers & Philately Overview

Reference

- Barb Boal: American Philatelic Society
Scanning & Elements 11 Presentation