

Hinges & Tongs

In this Issue:

Nov. 2017 – Jan. 2018

My Personal Perfin • Merging Hobbies

President's Message • Upcoming Meetings/Shows

Alzheimer's Semipostal • RPA History Note from 1933


A Family Cover

Rick Kase • Bob Kingston

Copyright, 2017, Rochester Philatelic Association
Editor: Fred Haynes (fredmhaynes55@gmail.com)



The Rochester Philatelic Association, PO Box 10206 Brighton Station, Rochester, NY 14610 <http://www.rpastamps.org>



My Personal Perfin

By Larry Rausch

My personal perfin quest started in 2001 and was finally completed the spring of 2015. I searched the web to find a company who produced a ready made perfin machine; I came up blank. So I figured I would purchase an original antique perfin machine and replace the dies with my own die layout. After being the losing bidder on a number of Ebay machines, I finally was successful in buying a single headed machine. I chose a letter pin layout that has not been used by USA, UK or Canadian Perfin companies.

The next step was to find someone to build what I needed. A friend told me about the local community college and its Machine Shop school. I met with them and they said this could be a good fit for a senior student's design project. Unfortunately, after 18 months the school was unable to proceed and a different plan was needed.

My next step was to find a local tool design shop to build these parts. A few telephone calls led to a small two man shop. I met with them and a perfect match was found, as they had built some larger perforating machine in the past. I turned over the parts and my CAD drawing in November of 2014.

The die is a fixed design as you cannot change the letter pattern (see the perfin layout in the title box above). The 31 pins are stainless steel. The die consists of three parts: (1) the top part holds the pins which are held in place between two

continued on pg. 3 (see Personal Perfin)



Merging Hobbies

By Fred Haynes

Once in a while I like to combine my two primary hobbies, philately and mineral collecting. This is "once in a while" version 2017. This summer I participated in two separate week-long trips to Ontario to collect minerals: once with the Niagara Peninsular Geological Society of St. Catharine's, Ontario and once on the annual Wayne County Gem and Mineral Club Canada trip. Now back home and with October baseball on TV, I decided to revisit my mineral finds and pictures from those trips and mix in a bit of philately. I opted to focus on the historic mining district of Cobalt, Ontario, a site visited on both trips.



In 1978, the Canadian Postal Service honored the historic Cobalt Mining District with a stamp depicting air drilling in the hard rock that hosts the rich silver veins (Scott #765). On the right: a monument outside the Cobalt Mining Museum also honors the early 20th century miners..

It was 1903 when silver was discovered by railroad workers some 500 kilometers north of Toronto. Just five years later the region around Cobalt, Ontario was the largest producer of silver and cobalt in the world and the population had swelled to over 7000. The district was suddenly at the center of Canada's economic growth. However, it was a short run in terms of major mining districts with production peaking at 30 million ounces of silver in 1911 and dropping to a trickle by the

continued on pg. 4 (see Merging Hobbies)



President's Message

Fellow RPA members,

We have all been saddened these past two months by the passing of two of our long-time members, friends, and past RPA officers. We pay tribute to Rick Kase and Bob Kingston in this issue.

The weather has finally changed and it is time to get back to our stamps. Not too far into the future our fall holidays will be here so here's wishing you **Happy Holiday's**.

RPA will be having one meeting in each month of November and December. Please come join us.

On November 9th at 7pm at the JCC Florence Wright will present a program on "Traditional Christmas Stamps."

On December 14th at 7pm at the JCC Steve Eisinger will present "Hiking Through Peru- Its Stamps and Coins."

We will continue with our gift exchange at our December meeting. Bring a wrapped gift of between \$5.00 and \$10.00 and you will receive a like gift in exchange. See you on November 9th

Larry Rausch, RPA President

Upcoming RPA Meetings

Thurs, Nov 9 "Traditional Christmas Stamps"
by Florence Wright

Thurs, Dec 14 "Hiking Through Peru – Its Stamps and Coins", by Steve Eisinger

Our 2018 meetings lack programs. We have some ideas, but are also looking to you to help us fill our meeting program slots. If you would like a forum to discuss your favorite philatelic venture, just tell us. Or if you just have an idea you might like the group to pursue, bring it to the attention of the group.

Meetings begin at 7 PM at the JCC in Brighton. The first half hour is for silent auction, show/ trade among members, and general member interaction. The night's program begins at 7:30 PM.

Up Coming Stamp Shows/Bourses

Nov 18: **Cheektowaga** Autumn Stamp Festival
VFW Leonard Post, 2450 Walden Ave. Hours: 10–5. Bourse.

Email: gghg53@aol.com

Contact: George Gates, 716-633-8358

Nov 26: **West Seneca** Stamp, Coin, Postcard and Collectible Show

Harvey D. Morin VFW Post 2940, 965 Center Road.
Hours: 10–4. Bourse.

Contact: Peter Cappa, 716-656-8080

Dec 3: **Rochester** Rochester Stamps & Collectibles Show

North Greece Firemans's Field, 3666 Latta Rd.
Hours: 10-4. Bourse.

Contact: John Stoltz, 585-507-3533

Email: jstoltz@rochester.rr.com




STAMP INSIDER Sept. – Oct. 2017

Lots of news on New York Club activities and some interesting philatelic feature articles.

watch for Nov.-Dec. issue

LINK: <http://www.stampinsider.org/>

NEW US Semi-Postal Issue



Nov. 30, 2017

The USPS will issue a Semi-Postal fundraising stamp to support research of Alzheimer's disease. The stamp will be sold for 60¢. The price includes the first class single-piece postage rate at the time of purchase. The remainder will be distributed to the National Institutes of Health, and will be earmarked for research into finding a cure for this dreadful disease.

Personal Perfin (cont. from pg. 1)

brass plates; (2) the next portion guides the pins and holds them straight with a 0.030 gap for the stamp; and (3) the actual cutting die is on the bottom. In production, the three parts were sandwiched together and drilled at the same time to assure that the pin holes always lined up. I say “drilled” but that’s not actually what happens. The initial holes are called hole popping, a 0.020 electrode melts the pin holes, and then a brass wire is inserted thru these holes and a perfect 0.028 hole is burned.



My personal perfin machine!

Since this was an antique machine, I removed the original dies and made a perfect replacement part so as not to modify the original Perfin machine. These original dies can then replace my newly made ones and bring the machine back to its original use.

The die took 18 hours to build. Any tool shop with hole popping and wire machines can do this job as it is not difficult to do. If their machines are computer controlled, it would be even easier.

This design has been assigned the number R130.5p by the US Perfin Club. Contact Larry Rausch at Stonywoods840@gmail.com if you want a stamped copy of the perfin.

A bit of RPA History – from the April 1935 issue of “The Rotarian”

A school stamp club for crippled children in Rochester, N. Y., is one of the most enthusiastic of philatelic organizations anywhere. Chiefly responsible for this club is Rotarian Wellington Potter (center), who is shown presenting two collections of stamps received from European countries to Elmer Smith (left), secretary, and Myrtle Sergent, president of the stamp club. Elmer is an air mail specialist and he rides his hobby hard.



The ROTARIAN

AN INTERNATIONAL MAGAZINE DEVOTED TO THE ADVANCEMENT OF THE IDEAL OF SERVICE AND ITS APPLICATION TO PERSONAL, BUSINESS, COMMUNITY, AND INTERNATIONAL LIFE

PUBLISHED MONTHLY BY ROTARY INTERNATIONAL

VOLUME XLVI

APRIL, 1935

NUMBER 4

A search of the RPA archives yielded no mention of Mr. Potter, but we do suspect he was a member. Here is a short notice published in Linn’s Stamp Journal, on Dec. 16, 1933.

“At the regular meeting of the Rochester Philatelic Association held in the Chamber of Commerce on November 23rd, there were present 102 collectors from Rochester and other cities.

Mr Wellington “Duke” Potter spoke on the various ways in which he obtained covers from celebrities and business firms in all parts of the world for distribution to the crippled children of Rochester and vicinity. He exhibited samples of covers from Mary Pickford, Henry Ford, and others. President Roosevelt sends Mr. Potter bundles of the first day covers and envelopes addressed to him and many a crippled child is made happy with a letter addressed to the President.”



Larry Rausch’s personal perfin in action!

Merging Hobbies (cont. from pg. 1)

mid-1930s. In total the famous district yielded more than 600 million troy ounces of the precious metal.

Fast forward to 2017, when just over 1000 now call Cobalt home and tourism and fishing are the primary sources of income. Oh, the evidence of past mining remains ubiquitous from the mining museum in town to the literally hundreds of mine dumps scattered throughout the district. The former informs visitors of the rich history of the district and displays spectacular silver specimens. The latter attracts modern fortune hunters seeking that special silver piece that eluded the miners a century ago. I guess that is where I came in!



Native silver is hard to find on the dumps at Cobalt. But I did find a few specimens including the specimen above from the Lawton Mine dump which has been much improved by dissolving calcite that virtually obscured the silver. Native silver has not been featured on a Canada stamp, but the German Democratic Republic did feature wire silver from the famous Freiberg District in 1969. And in 1998, Norway featured minerals from the Kongsberg Silver District, another unique and famous district where native wire silver and cobalt/nickel arsenides are associated with calcite in hydrothermal veins.



The Norway stamps feature the characteristic wire form of silver on the domestic rate stamp and the arsenide mineral cobaltite on the foreign rate stamp.

Interestingly, the limited edition first day cover with these same stamps (shown in the next column) also includes a headframe and a commemorative coin featuring Rorøs, another famous Norwegian mining district. Rorøs is known as the copper capital of the Scandinavian country.



Commemorative first day cover honoring Norway's mineral heritage issued on June 18, 1998

The cobalt arsenide minerals (cobaltite, safflorite, etc) often oxidize at the surface to erthyrite. This cobalt arsenate mineral is easy to spot on the mine dumps and can signal underlying arsenide minerals with associated silver. It typically occurs only as a film or botryoidal coating on the Cobalt mine dumps, nothing like the fine purple-pink crystals found in drier arid regions. However, it was an important mineral for prospectors in Cobalt as its presence was a signal for silver nearby. The early miners called the pink/purple secondary mineral "cobalt bloom".



Erthyrite (pink) coats massive cobalt arsenides. These specimens were found at the Beaver Mine at Cobalt. The green mineral is annabergite, a nickel arsenate. Two countries have depicted crystalline erthyrite on stamps: Somalia in 1995 and the German Democratic Republic in 1969. The German piece is reported to be from Schneeberg, a silver-cobalt district that dates back to the 13th century!



I've collected garnets in many locations the past couple years. Perhaps the next time I decide to merge philately and mineralogy I should work on my garnet collections!



Family Matters

By Whitney McMahon

A few years ago, I was searching eBay for postally used covers which featured my favorite train stamp, the two cent Pan American Exposition stamp issued on May 1901 (Scott #295). I have on occasion found nice covers that are in my price range with exactly this type of search.

I spotted a rather scruffy envelope addressed to a Mrs. Wm. H. Hildebrand in Rochester, NY My wife's maiden name is Hildebrand and since one of her hobbies is genealogy I thought I would check to see if by any chance this person was related. Sure enough, William H. Hildebrand was a member of my family. He was my wife's great-grand uncle.



On close inspection, this cover does not really pass muster as a collectable. The stamp is damaged and the envelope was torn when it was roughly opened on the right side. In general this is not a cover that I would normally add to my collection. However, knowing that a family member was the recipient this was a real find for me. I ended up overpaying for what just might be my most interesting Pan American Exposition train cover.

Rick Kase (cont. from page 6)

wagon graphics. And who else would think to put the 32¢ Great American Series stamp featuring Milton Hershey onto a bottle of chocolate syrup to be cancelled! And the Dr. Harvey Cushing definitive stamp: Rick put them on tongue depressors for cancellations. This gives you a little idea of Rick's creativity.

Those of us who knew Rick well will always remember the great friendship we had with him. His kindness and thoughtfulness is something we will never forget. We were all truly blessed to have known Rick Kase. The RPA is not just about philately. It is also about developing friendships that last a lifetime."

RPA Member Ada Prill writes:

"Rick and his dad were amazing people. They both knew how to make the stodgy-appearing hobby of stamp collecting great fun. Rick's first day material was amazingly creative. Who else would stick a cat stamp on a container of cat treats for a first-day cancellation? Or a paint brush for Norman Rockwell. His brain just saw apt possibilities that the rest of us never did. With his passing stamp collecting just became a little less fun."



A collage of some of Rick Kase's First Day Issue Creations: A) Coal car, July 19, 1988, B) Milton Hershey, Sept., 13, 1995, C) Cloudscapes, Oct. 4, 2004, D) Harvey Cushing, June 17, 1988, E) Roy Acuff, Sept. 13, 2003, F) Norman Rockwell, June 1, 1994, G) Circus Wagon, August 31, 1990. Photos provided by Ada Prill, Kelly Armstrong, and Joe Doles.



Bob Kingston

July 25, 1934–October 28, 2017


Bob Kingston, RPA member since 1993 and Board of Governor since 2004, passed away on October 28th at the age of 83. Bob was the owner and Funeral Director of the John J. Curran Funeral Home where he had worked since 1949. His interest in philately also ran long and over the years he served both as a Board of Governor and in various capacities for the annual ROPEX stamp show. He collected US stamps and specialized in booklet covers. It was amazing to see the variety of covers Bob had accumulated over the years, something that so often gets destroyed. Bob left meaningful and lasting impressions with everyone he encountered.

RPA Member Joe Doles writes:

"I considered Bob one of my best friends. He was very active in setting up for ROPEX, one of those that worked without recognition, and worked hard. Bob always had a story or joke to tell. He and I also had a professional relationship. He was a funeral director and owner of John J. Curran Funeral Home and I was the person that would collect his paperwork when he brought a funeral into Holy Sepulchre Cemetery. When ever we parted company he would say "See you at the gate!". Many people would hear this and ask what that meant. I'll miss Bob!"

RPA Member Amy Rau writes:

"I came to know Bob 3 years ago through the Rochester Philatelic Association, where he was instantly welcoming as well as extremely generous with his knowledge and resources. Bob kindly helped me begin my journey of stamp collecting and was a constant friendly face at meetings and shows. When we found ourselves walking out at the same time, we would always have an extended chat before parting ways. I enjoyed hearing him speak of his start as a funeral director and will miss talking with him. Bob was so kind and caring that he even made sure to call me once and see that I had directions to a stamp show that I had not previously attended. He thought of others often and with care. He will be dearly missed."



Rick Kase

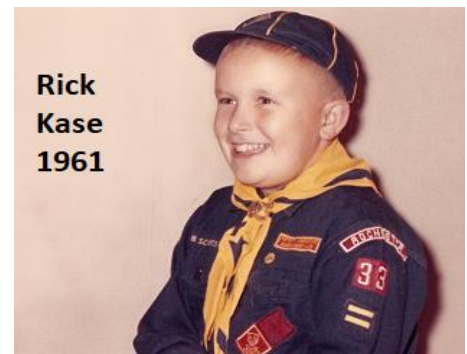
Oct. 30, 1951 – Sept. 19, 2017

Former RPA President (3 times), ROPEX chairman (6 times) and proud father of two and grandfather of six passed away on September 19, 2017. Until this past year when health issues slowed Rick down, he was a mainstay at club meetings and at ROPEX, a relationship of 35 years. Rick was known for his creative and amusing methods of commemorating US first day issues. (see page 5 for some of his more creative efforts). He was also also an active member of the Art Cover Exchange (ACE) and an avid coin collector.



RPA Member Kelly Armstrong writes:

"I first met Rick Kase at an RPA meeting 35 years ago. In the course of conversation with Rick he discovered I had an art background. Consequently, he and Joe Doles introduced me to the art of cachet making. I discovered that Rick was a scale technician with Rochester Scale Works and calibrated the scales at ENI and Getinge Castle where I worked. Rick's father, Dick had been a salesman with RSW for many years. I had the pleasure of knowing both of them through the RPA and doing scale business with them. Rick's dad and I also had another connection. We were both long time Boy Scout leaders. When Dick passed away, Rick gave me a bag full of Scouting items that belonged to his dad. I still have those and will always treasure them. Here is one picture I found within the Scouting material."



Rick had a creative eye for esoteric first day cancel items. For example, for the Circus Wagon definitive stamp, he put the stamp on a box of animal crackers that had circus

see Rick Kase (page 5)